

**APPENDIX B**

**ACCIDENT SUMMARY  
&  
COLLISION DIAGRAMS**

**Village of Central Square  
NYS Routes 11 and 49  
Traffic Circulation Study**

**December 2009**



*Engineers • Environmental Scientists • Planners • Landscape Architects*



# DETAILS OF ACCIDENT HISTORY

| PERIOD STUDIED:<br>FROM: _____<br>TO: _____<br>0 MONTHS |            | # VEHICLES | SEVERITY | LIGHT | ROAD | WEATHER | ROUTE NUMBER/STREET NAME: <u>NYS RTE 11</u>      |                       | CASE No. _____  |       |
|---|------------|------------|----------|-------|------|---------|--|-----------------------|---|-------|
|   |            |            |          |       |      |         | LOCATION: <u>Central Square</u>                  | FILE: <u>NYSRTE11</u> |   |       |
|   |            |            |          |       |      |         | MUNICIPALITY: <u>V. of Central Square</u>        | BY: _____             |   |       |
|   |            |            |          |       |      |         | COUNTY: <u>Oswego</u>                            | DATE: <u>8/4/2008</u> |   |       |
|   |            |            |          |       |      |         | REFERENCE MARKERS / NODES: <u>Entire segment</u> |                       |   |       |
| No.   | DATE       | TIME       |          |       |      |         | CONTRIB. FACTORS                                 | ACC. TYPE             | ACCIDENT DESCRIPTION  | KEY # |
| 3   | 12/21/2005 | 18:00      | N/R      | 5     | 1    | 4       | 61   | Anml                  | V1 struck deer entering from w. shoulder. Deer fled.            | 1     |
| 2   | 11/1/2005  | 17:55      | INJ      | 5     | 2    | 3       | 27   | HdOn                  | V1 crossed CL and struck V2. V1 backed up and struck sign base  | 1     |
| 4   | 1/26/2005  | 8:40       | N/R      | 1     | 1    | 4       | 13   | Othr                  | V2 RT to Cent. Dr., V1 pass on rt, collision, V2 slides into V3 | 2     |
| 1   | 1/24/2007  | 13:32      | INJ      | 1     | 2    | 4       | 7  | Rtrn.                 | V2 FTY ROW at stop sign, struck by V1.                          | 2     |
| 5   | 7/25/2006  | 11:58      | INJ      | 1     | 1    | 1       | 7  | Rang                  | V1(Tucker Ave) pulled into path of V2 (Rte. 11)                 | 3     |
| 6   | 7/26/2007  | 8:45       | PDO      |       |      |         |  | Rtrn                  | V1 RT to Tucker Ave., V2 attempt to pass on rt., collision      | 3     |
| 11  | 9/23/2006  | 10:27      | PDO      | 1     | 4    | 2       | 61   | FixO                  | V1 swerved to miss squirrel, struck N.M. utility pole east side | 4     |
| 7   | 1/25/2005  | 7:54       | N/R      | 1     | 1    | 2       | 18   | Ltrn                  | V1 LT b/w 2 stopped vehicles, strikes V2 in rear.               | 4     |
| 8   | 10/30/2007 | 17:10      | PDO      | 1     | 1    | 1       | 7  | Ltrn                  | V1 LT from Webb Ave., struck V1 NB on Rte. 11                   | 5     |
| 9   | 10/26/2005 | 7:20       | PDO      | 1     | 1    | 2       |  | Rang                  | V2 LT from Webb Ave., struck V1 NB on Rte. 11.                  | 5     |
| 23  | 8/29/2007  | 19:59      | PDO      |       |      |         |  | Othr                  | V1 waiting to turn, V2 turning and struck front of V1           | 6     |
| 12  | 1/22/2007  | 7:50       | N/R      | 1     | 6    | 4       | 13   | Ovtk                  | V2 stopped, V1 pass on L. Rear of V1 slid into V2               | 6     |
| 18  | 6/17/2006  | 11:54      | N/R      | 1     | 1    | 2       | 7  | Rang                  | V1 LT onto Rte. 11, struck V2 (NB on Rte. 11)                   | 6     |
| 10  | 10/1/2005  | 13:13      | INJ      | 1     | 1    | 1       | 9  | Rend                  | V1 struck V2 from behind  | 6     |
| 21  | 2/9/2005   | 14:50      | PDO      | 1     | 1    | 2       |  | Ltrn                  | V1 stopped, V2 attempt at LT in front of V1, hitting V1.        | 7     |
| 33  | 8/6/2007   | 12:01      | INJ      | 1     | 1    | 1       | 7  | Rang                  | V1(EB) FTY ROW, struck V2 (SB), V1 spun, hit V3 (parked)        | 7     |
| 22  | 5/19/2006  | 18:00      | N/R      | 1     | 1    | 1       | 9  | Rend                  | V2 strikes V1 in rear. V2 FTC.                                  | 7     |
| 13  | 7/15/2005  | 17:30      | N/R      | 1     | 2    | 1       | 9  | Rend                  | V1 stopped. V2 fail to see V1 and struck V1. V2 fled scene.     | 8     |
| 15  | 12/22/2005 | 17:51      | PDO      |       |      |         |  | Rend                  | V2 rear ended V1 (stopped in traffic)                           | 8     |
| 14  | 9/7/2005   | 14:00      | N/R      | 1     | 1    | 1       | 13   | Side                  | V1 sideswiped by V2. V2 left scene.                             | 8     |
| 20  | 10/22/2007 | 18:59      | INJ      | 4     | 1    | 1       | 7  | Ltrn                  | V1 FTY ROW, struck V2.  | 9     |
| 38  | 1/6/2006   | 17:32      | N/R      | 4     | 1    | 4       | 7  | Ltrn                  | V1(FTY ROW) attempted L turn in front of V2, V2 struck V1.      | 9     |

# DETAILS OF ACCIDENT HISTORY

| PERIOD STUDIED:<br>FROM: _____<br>TO: _____<br>0 MONTHS |            | # VEHICLES | SEVERITY | LIGHT COND | ROAD CHAN | SURFACE | WEATHER | ROUTE NUMBER/STREET NAME: NYS RTE 11 |           | LOCATION: Central Square  | COUNTY: Oswego | CASE No. |
|---|------------|------------|----------|------------|-----------|---------|---------|--------------------------------------|-----------|---|----------------|----------|
|   |            |            |          |            |           |         |         | CONTRIB. FACTORS                     | ACC. TYPE | ACCIDENT DESCRIPTION  | KEY #          |          |
| No.   | DATE       | TIME       |          |            |           |         |         |                                      |           |   |                |          |
| 28  | 12/1/2006  | 13:25      | 2        | PDO        | 1         | 2       | 2       | 7 4                                  | Othr      | V1 SW pulled out of gas. st. into side of V2                    | 9              |          |
| 36  | 9/24/2007  | 7:34       | 1        | INJ        | 1         | 1       | 1       | 69 62                                | Ped       | V1 sun in eyes, strikes ped.                                    | 9              |          |
| 24  | 2/18/2005  | 5:40       | 2        | PDO        | 4         | 1       | 4       | 66 19 66                             | Rang      | V2 unable to stop at light, struck V1 in side.                  | 9              |          |
| 39  | 3/28/2006  | 17:12      | 2        | N/R        | 1         | 1       | 1       | 7                                    | Rang      | V1 enter. Traffic, struck by V2 (unable to avoid).              | 9              |          |
| 42  | 6/22/2007  | 22:43      | 2        | PDO        | 4         | 1       | 1       | 7                                    | Rang      | V2 turn L at inter. FTY ROW, struck V2 (NB on Rte 11).          | 9              |          |
| 43  | 8/31/2007  | 12:15      | 2        | N/R        | 1         | 1       | 1       | 7                                    | Rang      | V1 entering bank from Rte 11 ramp, struck V2 (EB on Rte 49)     | 9              |          |
| 16  | 12/30/2005 | 13:30      | 2        | PDO        |           |         |         |                                      | Rend      | V2 backed into V1 (stopped)                                     | 9              |          |
| 29  | 6/19/2007  |            | 2        | PDO        | 1         | 1       | 1       |                                      | Rend      | V1 backed into V2 (pulled over for ambulance)                   | 9              |          |
| 37  | 10/7/2005  | 7:31       | 3        | INJ        | 1         | 2       | 2       | 9                                    | Rend      | V1 turn. onto Rte 11, V2, V3 stopped V1 rearends V2 rearends V3 | 9              |          |
| 41  | 6/19/2007  |            | 2        | PDO        | 1         | 1       | 1       |                                      | Rend      | V2 pulled over for ambulance, backed into by V1.                | 9              |          |
| 32  | 3/27/2007  | 12:23      | 2        | PDO        | 1         | 2       | 3       | 4 7                                  | Ltrn      | V1 attempt to turn L, FTY ROW, struck V2.                       | 10             |          |
| 17  | 6/7/2006   | 12:30      | 2        | N/R        | 1         | 1       | 2       | 4                                    | Ovfk      | V1, unoccupied, parked, struck by V2                            | 10             |          |
| 19  | 12/8/2006  | 16:03      | 2        | INJ        | 3         | 2       | 5       | 4                                    | Rend      | V2 slowing, rearended by V1                                     | 10             |          |
| 31  | 3/19/2007  | 15:53      | 2        | INJ        | 1         | 2       | 4       | 9                                    | Rend      | V2 stopped for bus, V1 struck rearend of V2.                    | 10             |          |
| 34  | 5/5/2005   | 13:18      | 2        | INJ        | 1         | 2       | 1       | 4 9                                  | Rend      | V2 stopped to turn L, V1 rearended V2                           | 10             |          |
| 35  | 12/22/2005 | 13:41      | 2        | INJ        | 1         | 2       | 2       | 9 19                                 | Rend      | V2 stopped to turn L, V1 rearended V2.                          | 10             |          |

# ACCIDENT SUMMARY SHEET

**ROUTE:** NYS RTE 11                      **LOCATION:** Central Square  
**MUNICIPALITY:** V. of Central Square                      **COUNTY:** Oswego  
**TIME PERIOD COVERED:** -                      **REFERENCE MARKERS / NODES:** Entire Segment  
**REMARKS:** Selected Accidents                      **DATE:** 8/4/2008

| TIME OF DAY  | # ACC     | %     | DIRECTION    | # ACC     | %     | DIRECTION   | # ACC | %    |
|--------------|-----------|-------|--------------|-----------|-------|-------------|-------|------|
| 6 AM - 10 AM | 7         | 18.4% | North        | 22        | 31.0% | Northeast   | 1     | 1.4% |
| 10 AM - 4 PM | 16        | 42.1% | South        | 28        | 39.4% | Northwest   | 1     | 1.4% |
| 4 PM - 7 PM  | 10        | 26.3% | East         | 8         | 11.3% | Southeast   | 4     | 5.6% |
| 7 PM - 12 AM | 2         | 5.3%  | West         | 3         | 4.2%  | Southwest   | 4     | 5.6% |
| 12 AM - 6 AM | 1         | 2.6%  | <b>Total</b> | <b>71</b> |       | Unspecified | 0     | 0.0% |
| Unspecified  | 2         | 5.3%  |              |           |       |             |       |      |
| <b>Total</b> | <b>38</b> |       |              |           |       |             |       |      |

| WEATHER                  | # ACC     | %     | ACCIDENT TYPE | # ACC     | %     | ACCIDENT TYPE    | # ACC | %    |
|--------------------------|-----------|-------|---------------|-----------|-------|------------------|-------|------|
| Clear                    | 16        | 42.1% | Rear End      | 12        | 31.6% | Pedestrian       | 1     | 2.6% |
| Cloudy                   | 11        | 28.9% | Overtake      | 2         | 5.3%  | Bicycle          | 0     | 0.0% |
| Rain                     | 3         | 7.9%  | Right Angle   | 8         | 21.1% | Parked Vehicle   | 0     | 0.0% |
| Snow                     | 5         | 13.2% | Left Turn     | 6         | 15.8% | Backing          | 0     | 0.0% |
| Sleet/Hail/Freezing Rain | 0         | 0.0%  | Right Turn    | 2         | 5.3%  | Run Off The Road | 0     | 0.0% |
| Fog/Smog/Smoke           | 0         | 0.0%  | Fixed Object  | 1         | 2.6%  | Animal           | 1     | 2.6% |
| Unspecified              | 3         | 7.9%  | Head On       | 1         | 2.6%  | Other            | 3     | 7.9% |
|                          |           |       | Sideswipe     | 1         | 2.6%  | Unspecified      | 0     | 0.0% |
| <b>Total</b>             | <b>38</b> |       | <b>Total</b>  | <b>38</b> |       |                  |       |      |

| SURFACE      | # ACC     | %     |
|--------------|-----------|-------|
| Dry          | 18        | 47.4% |
| Wet          | 10        | 26.3% |
| Mud/Slush    | 1         | 2.6%  |
| Snow/Ice     | 6         | 15.8% |
| Unspecified  | 3         | 7.9%  |
| <b>Total</b> | <b>38</b> |       |

| ACCIDENT SEVERITY | # ACC     | %     |
|-------------------|-----------|-------|
| Fatal             | 0         | 0.0%  |
| Injury            | 12        | 31.6% |
| Property Damage   | 14        | 36.8% |
| Non-Reportable    | 12        | 31.6% |
| <b>Total</b>      | <b>38</b> |       |

| TIME OF YEAR     | # ACC     | %     |
|------------------|-----------|-------|
| Winter (Dec-Feb) | 13        | 34.2% |
| Spring (Mar-May) | 5         | 13.2% |
| Summer (Jun-Aug) | 11        | 28.9% |
| Fall (Sep-Nov)   | 9         | 23.7% |
| <b>Total</b>     | <b>38</b> |       |

| TYPE OF VEHICLE     | # ACC     | %      |
|---------------------|-----------|--------|
| Passenger Cars      | 76        | 100.0% |
| Commercial Vehicles | 0         | 0.0%   |
| <b>Total</b>        | <b>76</b> |        |

| DAY OF WEEK  | # ACC     | %     |
|--------------|-----------|-------|
| Sunday       | 0         | 0.0%  |
| Monday       | 5         | 13.2% |
| Tuesday      | 8         | 21.1% |
| Wednesday    | 8         | 21.1% |
| Thursday     | 4         | 10.5% |
| Friday       | 10        | 26.3% |
| Saturday     | 3         | 7.9%  |
| <b>Total</b> | <b>38</b> |       |

| LIGHT CONDITION | # ACC     | %     |
|-----------------|-----------|-------|
| Daylight        | 27        | 71.1% |
| Dawn/Dusk       | 1         | 2.6%  |
| Night           | 6         | 15.8% |
| Unspecified     | 4         | 10.5% |
| <b>Total</b>    | <b>38</b> |       |

**SUMMARY OF ACCIDENT SEVERITY BY YEAR:**

|                           |          |
|---------------------------|----------|
| Fatal Accidents           | 0        |
| Injury Accidents          | 0        |
| Property Damage Accidents | 0        |
| Non-Reportable Accidents  | 0        |
| <b>Total Accidents</b>    | <b>0</b> |



# ACCIDENT SUMMARY SHEET

**ROUTE:** NYS RTE 11                      **LOCATION:** Central Square  
**MUNICIPALITY:** V. of Central Square                      **COUNTY:** Oswego  
**TIME PERIOD COVERED:** -                      **REFERENCE MARKERS / NODES:** Intersection of Central Dr.  
**REMARKS:** Selected Accidents                      **DATE:** 7/24/2008

| TIME OF DAY  | # ACC    | %     | DIRECTION    | # ACC    | %     | DIRECTION   | # ACC | %     |
|--------------|----------|-------|--------------|----------|-------|-------------|-------|-------|
| 6 AM - 10 AM | 1        | 50.0% | North        | 0        | 0.0%  | Northeast   | 0     | 0.0%  |
| 10 AM - 4 PM | 1        | 50.0% | South        | 3        | 60.0% | Northwest   | 0     | 0.0%  |
| 4 PM - 7 PM  | 0        | 0.0%  | East         | 1        | 20.0% | Southeast   | 1     | 20.0% |
| 7 PM - 12 AM | 0        | 0.0%  | West         | 0        | 0.0%  | Southwest   | 0     | 0.0%  |
| 12 AM - 6 AM | 0        | 0.0%  |              |          |       | Unspecified | 0     | 0.0%  |
| Unspecified  | 0        | 0.0%  |              |          |       |             |       |       |
| <b>Total</b> | <b>2</b> |       | <b>Total</b> | <b>5</b> |       |             |       |       |

| WEATHER                  | # ACC    | %     | ACCIDENT TYPE | # ACC    | %     | ACCIDENT TYPE    | # ACC | %     |
|--------------------------|----------|-------|---------------|----------|-------|------------------|-------|-------|
| Clear                    | 0        | 0.0%  | Rear End      | 0        | 0.0%  | Pedestrian       | 0     | 0.0%  |
| Cloudy                   | 1        | 50.0% | Overtake      | 0        | 0.0%  | Bicycle          | 0     | 0.0%  |
| Rain                     | 0        | 0.0%  | Right Angle   | 0        | 0.0%  | Parked Vehicle   | 0     | 0.0%  |
| Snow                     | 1        | 50.0% | Left Turn     | 0        | 0.0%  | Backing          | 0     | 0.0%  |
| Sleet/Hail/Freezing Rain | 0        | 0.0%  | Right Turn    | 1        | 50.0% | Run Off The Road | 0     | 0.0%  |
| Fog/Smog/Smoke           | 0        | 0.0%  | Fixed Object  | 0        | 0.0%  | Animal           | 0     | 0.0%  |
| Unspecified              | 0        | 0.0%  | Head On       | 0        | 0.0%  | Other            | 1     | 50.0% |
|                          |          |       | Sideswipe     | 0        | 0.0%  | Unspecified      | 0     | 0.0%  |
| <b>Total</b>             | <b>2</b> |       | <b>Total</b>  | <b>2</b> |       |                  |       |       |

| SURFACE      | # ACC    | %      |
|--------------|----------|--------|
| Dry          | 0        | 0.0%   |
| Wet          | 0        | 0.0%   |
| Mud/Slush    | 0        | 0.0%   |
| Snow/Ice     | 2        | 100.0% |
| Unspecified  | 0        | 0.0%   |
| <b>Total</b> | <b>2</b> |        |

| ACCIDENT SEVERITY | # ACC    | %     |
|-------------------|----------|-------|
| Fatal             | 0        | 0.0%  |
| Injury            | 1        | 50.0% |
| Property Damage   | 0        | 0.0%  |
| Non-Reportable    | 1        | 50.0% |
| <b>Total</b>      | <b>2</b> |       |

| TIME OF YEAR     | # ACC    | %      |
|------------------|----------|--------|
| Winter (Dec-Feb) | 2        | 100.0% |
| Spring (Mar-May) | 0        | 0.0%   |
| Summer (Jun-Aug) | 0        | 0.0%   |
| Fall (Sep-Nov)   | 0        | 0.0%   |
| <b>Total</b>     | <b>2</b> |        |

| TYPE OF VEHICLE     | # ACC    | %      |
|---------------------|----------|--------|
| Passenger Cars      | 5        | 100.0% |
| Commercial Vehicles | 0        | 0.0%   |
| <b>Total</b>        | <b>5</b> |        |

| DAY OF WEEK  | # ACC    | %      |
|--------------|----------|--------|
| Sunday       | 0        | 0.0%   |
| Monday       | 0        | 0.0%   |
| Tuesday      | 0        | 0.0%   |
| Wednesday    | 2        | 100.0% |
| Thursday     | 0        | 0.0%   |
| Friday       | 0        | 0.0%   |
| Saturday     | 0        | 0.0%   |
| <b>Total</b> | <b>2</b> |        |

| LIGHT CONDITION | # ACC    | %      |
|-----------------|----------|--------|
| Daylight        | 2        | 100.0% |
| Dawn/Dusk       | 0        | 0.0%   |
| Night           | 0        | 0.0%   |
| Unspecified     | 0        | 0.0%   |
| <b>Total</b>    | <b>2</b> |        |

| SUMMARY OF ACCIDENT SEVERITY BY YEAR: |          |
|---------------------------------------|----------|
| Fatal Accidents                       | 0        |
| Injury Accidents                      | 0        |
| Property Damage Accidents             | 0        |
| Non-Reportable Accidents              | 0        |
| <b>Total Accidents</b>                | <b>0</b> |



# ACCIDENT SUMMARY SHEET

ROUTE: NYS RTE 11 LOCATION: Central Square  
 MUNICIPALITY: V. of Central Square COUNTY: Oswego  
 TIME PERIOD COVERED: - REFERENCE MARKERS / NODES: Intersection of Tucker Ave.  
 REMARKS: Selected Accidents DATE: 7/24/2008

| TIME OF DAY  | # ACC    | %     | DIRECTION    | # ACC    | %     | DIRECTION   | # ACC | %    |
|--------------|----------|-------|--------------|----------|-------|-------------|-------|------|
| 6 AM - 10 AM | 1        | 50.0% | North        | 0        | 0.0%  | Northeast   | 0     | 0.0% |
| 10 AM - 4 PM | 1        | 50.0% | South        | 3        | 60.0% | Northwest   | 0     | 0.0% |
| 4 PM - 7 PM  | 0        | 0.0%  | East         | 2        | 40.0% | Southeast   | 0     | 0.0% |
| 7 PM - 12 AM | 0        | 0.0%  | West         | 0        | 0.0%  | Southwest   | 0     | 0.0% |
| 12 AM - 6 AM | 0        | 0.0%  | <b>Total</b> | <b>5</b> |       | Unspecified | 0     | 0.0% |
| Unspecified  | 0        | 0.0%  |              |          |       |             |       |      |
| <b>Total</b> | <b>2</b> |       |              |          |       |             |       |      |

| WEATHER                  | # ACC    | %     | ACCIDENT TYPE | # ACC    | %     | ACCIDENT TYPE    | # ACC | %    |
|--------------------------|----------|-------|---------------|----------|-------|------------------|-------|------|
| Clear                    | 1        | 50.0% | Rear End      | 0        | 0.0%  | Pedestrian       | 0     | 0.0% |
| Cloudy                   | 0        | 0.0%  | Overtake      | 0        | 0.0%  | Bicycle          | 0     | 0.0% |
| Rain                     | 0        | 0.0%  | Right Angle   | 1        | 50.0% | Parked Vehicle   | 0     | 0.0% |
| Snow                     | 0        | 0.0%  | Left Turn     | 0        | 0.0%  | Backing          | 0     | 0.0% |
| Sleet/Hail/Freezing Rain | 0        | 0.0%  | Right Turn    | 1        | 50.0% | Run Off The Road | 0     | 0.0% |
| Fog/Smog/Smoke           | 0        | 0.0%  | Fixed Object  | 0        | 0.0%  | Animal           | 0     | 0.0% |
| Unspecified              | 1        | 50.0% | Head On       | 0        | 0.0%  | Other            | 0     | 0.0% |
|                          |          |       | Sideswipe     | 0        | 0.0%  | Unspecified      | 0     | 0.0% |
| <b>Total</b>             | <b>2</b> |       | <b>Total</b>  | <b>2</b> |       |                  |       |      |

| SURFACE      | # ACC    | %     |
|--------------|----------|-------|
| Dry          | 1        | 50.0% |
| Wet          | 0        | 0.0%  |
| Mud/Slush    | 0        | 0.0%  |
| Snow/Ice     | 0        | 0.0%  |
| Unspecified  | 1        | 50.0% |
| <b>Total</b> | <b>2</b> |       |

| ACCIDENT SEVERITY | # ACC    | %     |
|-------------------|----------|-------|
| Fatal             | 0        | 0.0%  |
| Injury            | 1        | 50.0% |
| Property Damage   | 1        | 50.0% |
| Non-Reportable    | 0        | 0.0%  |
| <b>Total</b>      | <b>2</b> |       |

| TIME OF YEAR     | # ACC    | %      |
|------------------|----------|--------|
| Winter (Dec-Feb) | 0        | 0.0%   |
| Spring (Mar-May) | 0        | 0.0%   |
| Summer (Jun-Aug) | 2        | 100.0% |
| Fall (Sep-Nov)   | 0        | 0.0%   |
| <b>Total</b>     | <b>2</b> |        |

| TYPE OF VEHICLE     | # ACC    | %      |
|---------------------|----------|--------|
| Passenger Cars      | 4        | 100.0% |
| Commercial Vehicles | 0        | 0.0%   |
| <b>Total</b>        | <b>4</b> |        |

| DAY OF WEEK  | # ACC    | %     |
|--------------|----------|-------|
| Sunday       | 0        | 0.0%  |
| Monday       | 0        | 0.0%  |
| Tuesday      | 1        | 50.0% |
| Wednesday    | 0        | 0.0%  |
| Thursday     | 1        | 50.0% |
| Friday       | 0        | 0.0%  |
| Saturday     | 0        | 0.0%  |
| <b>Total</b> | <b>2</b> |       |

| LIGHT CONDITION | # ACC    | %     |
|-----------------|----------|-------|
| Daylight        | 1        | 50.0% |
| Dawn/Dusk       | 0        | 0.0%  |
| Night           | 0        | 0.0%  |
| Unspecified     | 1        | 50.0% |
| <b>Total</b>    | <b>2</b> |       |

**SUMMARY OF ACCIDENT SEVERITY BY YEAR:**

|                           |          |
|---------------------------|----------|
| Fatal Accidents           | 0        |
| Injury Accidents          | 0        |
| Property Damage Accidents | 0        |
| Non-Reportable Accidents  | 0        |
| <b>Total Accidents</b>    | <b>0</b> |

# DETAILS OF ACCIDENT HISTORY

|  |            |   |            |   |            |           |         |         |                  |           |       |
|--|------------|---|------------|---|------------|-----------|---------|---------|------------------|-----------|-------|
| PERIOD STUDIED:<br>FROM: _____<br>TO: _____ 0 MONTHS |            | ROUTE NUMBER/STREET NAME: <u>NYS RTE 11</u>                   |            | CASE No. _____<br>FILE: <u>NYSRTE11</u> |            |           |         |         |                  |           |       |
|  |            | LOCATION: <u>Central Square</u>                               |            | BY: _____                               |            |           |         |         |                  |           |       |
|  |            | MUNICIPALITY: <u>V. of Central Square</u>                     |            | COUNTY: <u>Oswego</u>                   |            |           |         |         |                  |           |       |
|  |            | REFERENCE MARKERS / NODES: <u>Intersection of - Webb Ave.</u> |            |   |            |           |         |         |                  |           |       |
|  |            | CONTRIB. FACTORS  |            | ACC. TYPE                               |            |           |         |         |                  |           |       |
|  |            | ACCIDENT DESCRIPTION  |            |   |            |           |         |         |                  |           |       |
| No.  | DATE       | TIME  | # VEHICLES | SEVERITY                                | LIGHT COND | ROAD CHAR | SURFACE | WEATHER | CONTRIB. FACTORS | ACC. TYPE | KEY # |
| 8  | 10/30/2007 | 17:10   | 2          | PDO                                     | 1          | 1         | 1       | 1       | 7                | Ltrn      | 5     |
| 9  | 10/26/2005 | 7:20  | 2          | PDO                                     | 1          | 1         | 2       | 3       |                  | Rang      | 5     |

# ACCIDENT SUMMARY SHEET

**ROUTE:** NYS RTE 11                      **LOCATION:** Central Square  
**MUNICIPALITY:** V. of Central Square                      **COUNTY:** Oswego  
**TIME PERIOD COVERED:** -                      **REFERENCE MARKERS / NODES:** Intersection of Webb Ave.  
**REMARKS:** Selected Accidents                      **DATE:** 7/24/2008

| TIME OF DAY  | # ACC    | %     | DIRECTION    | # ACC    | %     | DIRECTION   | # ACC | %     |
|--------------|----------|-------|--------------|----------|-------|-------------|-------|-------|
| 6 AM - 10 AM | 1        | 50.0% | North        | 2        | 50.0% | Northeast   | 0     | 0.0%  |
| 10 AM - 4 PM | 0        | 0.0%  | South        | 0        | 0.0%  | Northwest   | 0     | 0.0%  |
| 4 PM - 7 PM  | 1        | 50.0% | East         | 0        | 0.0%  | Southeast   | 0     | 0.0%  |
| 7 PM - 12 AM | 0        | 0.0%  | West         | 1        | 25.0% | Southwest   | 1     | 25.0% |
| 12 AM - 6 AM | 0        | 0.0%  | <b>Total</b> | <b>4</b> |       | Unspecified | 0     | 0.0%  |
| Unspecified  | 0        | 0.0%  |              |          |       |             |       |       |
| <b>Total</b> | <b>2</b> |       |              |          |       |             |       |       |

| WEATHER                  | # ACC    | %     | ACCIDENT TYPE | # ACC    | %     | ACCIDENT TYPE    | # ACC | %    |
|--------------------------|----------|-------|---------------|----------|-------|------------------|-------|------|
| Clear                    | 1        | 50.0% | Rear End      | 0        | 0.0%  | Pedestrian       | 0     | 0.0% |
| Cloudy                   | 0        | 0.0%  | Overtake      | 0        | 0.0%  | Bicycle          | 0     | 0.0% |
| Rain                     | 1        | 50.0% | Right Angle   | 1        | 50.0% | Parked Vehicle   | 0     | 0.0% |
| Snow                     | 0        | 0.0%  | Left Turn     | 1        | 50.0% | Backing          | 0     | 0.0% |
| Sleet/Hail/Freezing Rain | 0        | 0.0%  | Right Turn    | 0        | 0.0%  | Run Off The Road | 0     | 0.0% |
| Fog/Smog/Smoke           | 0        | 0.0%  | Fixed Object  | 0        | 0.0%  | Animal           | 0     | 0.0% |
| Unspecified              | 0        | 0.0%  | Head On       | 0        | 0.0%  | Other            | 0     | 0.0% |
|                          |          |       | Sideswipe     | 0        | 0.0%  | Unspecified      | 0     | 0.0% |
| <b>Total</b>             | <b>2</b> |       | <b>Total</b>  | <b>2</b> |       |                  |       |      |

| SURFACE      | # ACC    | %     |
|--------------|----------|-------|
| Dry          | 1        | 50.0% |
| Wet          | 1        | 50.0% |
| Mud/Slush    | 0        | 0.0%  |
| Snow/Ice     | 0        | 0.0%  |
| Unspecified  | 0        | 0.0%  |
| <b>Total</b> | <b>2</b> |       |

| ACCIDENT SEVERITY | # ACC    | %      |
|-------------------|----------|--------|
| Fatal             | 0        | 0.0%   |
| Injury            | 0        | 0.0%   |
| Property Damage   | 2        | 100.0% |
| Non-Reportable    | 0        | 0.0%   |
| <b>Total</b>      | <b>2</b> |        |

| TIME OF YEAR     | # ACC    | %      |
|------------------|----------|--------|
| Winter (Dec-Feb) | 0        | 0.0%   |
| Spring (Mar-May) | 0        | 0.0%   |
| Summer (Jun-Aug) | 0        | 0.0%   |
| Fall (Sep-Nov)   | 2        | 100.0% |
| <b>Total</b>     | <b>2</b> |        |

| TYPE OF VEHICLE     | # ACC    | %      |
|---------------------|----------|--------|
| Passenger Cars      | 4        | 100.0% |
| Commercial Vehicles | 0        | 0.0%   |
| <b>Total</b>        | <b>4</b> |        |

| DAY OF WEEK  | # ACC    | %     |
|--------------|----------|-------|
| Sunday       | 0        | 0.0%  |
| Monday       | 0        | 0.0%  |
| Tuesday      | 1        | 50.0% |
| Wednesday    | 1        | 50.0% |
| Thursday     | 0        | 0.0%  |
| Friday       | 0        | 0.0%  |
| Saturday     | 0        | 0.0%  |
| <b>Total</b> | <b>2</b> |       |

| LIGHT CONDITION | # ACC    | %      |
|-----------------|----------|--------|
| Daylight        | 2        | 100.0% |
| Dawn/Dusk       | 0        | 0.0%   |
| Night           | 0        | 0.0%   |
| Unspecified     | 0        | 0.0%   |
| <b>Total</b>    | <b>2</b> |        |

**SUMMARY OF ACCIDENT SEVERITY BY YEAR:**

|                           |          |
|---------------------------|----------|
| Fatal Accidents           | 0        |
| Injury Accidents          | 0        |
| Property Damage Accidents | 0        |
| Non-Reportable Accidents  | 0        |
| <b>Total Accidents</b>    | <b>0</b> |

# DETAILS OF ACCIDENT HISTORY

| PERIOD STUDIED:<br>FROM: _____<br>TO: _____<br>0 MONTHS |           | ROUTE NUMBER/STREET NAME: <u>NYS RTE 11</u>               |            | CASE No. _____<br>FILE: <u>NYSRTE11</u> |            |           |         |         |                  |           |  |       |
|---|-----------|---|------------|---|------------|-----------|---------|---------|------------------|-----------|--|-------|
|   |           | LOCATION: <u>Central Square</u>                           |            | BY: _____                               |            |           |         |         |                  |           |  |       |
|   |           | MUNICIPALITY: <u>V. of Central Square</u>                 |            | DATE: <u>7/24/2008</u>                  |            |           |         |         |                  |           |  |       |
|   |           | REFERENCE MARKERS / NODES: <u>Intersection of - CR 12</u> |            |   |            |           |         |         |                  |           |  |       |
| No.   | DATE      | TIME  | # VEHICLES | SEVERITY                                | LIGHT COND | ROAD CHAR | SURFACE | WEATHER | CONTRIB. FACTORS | ACC. TYPE | ACCIDENT DESCRIPTION                                     | KEY # |
| 21  | 2/9/2005  | 14:50   | 2          | PDO                                     | 1          | 1         | 1       | 2       | 2                | Ltrn      | V1 stopped, V2 attempt at LT in front of V1, hitting V1. | 7     |
| 33  | 8/6/2007  | 12:01   | 3          | INJ                                     | 1          | 1         | 1       | 1       | 7                | Rang      | V1(EB) FTY ROW, struck V2 (SB), V1 spun, hit V3 (parked) | 7     |
| 22  | 5/19/2006 | 18:00   | 2          | N/R                                     | 1          | 1         | 1       | 1       | 9 4              | Rend      | V2 strikes V1 in rear. V2 FTC.                           | 7     |

# ACCIDENT SUMMARY SHEET

 ROUTE: NYS RTE 11

 LOCATION: Central Square

 MUNICIPALITY: V. of Central Square

 COUNTY: Oswego

 TIME PERIOD COVERED: -

 REFERENCE MARKERS / NODES: Intersection of CR 12

 REMARKS: Selected Accidents

 DATE: 7/24/2008

| TIME OF DAY  | # ACC    | %     | DIRECTION    | # ACC    | %     | DIRECTION   | # ACC | %    |
|--------------|----------|-------|--------------|----------|-------|-------------|-------|------|
| 6 AM - 10 AM | 0        | 0.0%  | North        | 2        | 28.6% | Northeast   | 0     | 0.0% |
| 10 AM - 4 PM | 2        | 66.7% | South        | 4        | 57.1% | Northwest   | 0     | 0.0% |
| 4 PM - 7 PM  | 1        | 33.3% | East         | 1        | 14.3% | Southeast   | 0     | 0.0% |
| 7 PM - 12 AM | 0        | 0.0%  | West         | 0        | 0.0%  | Southwest   | 0     | 0.0% |
| 12 AM - 6 AM | 0        | 0.0%  | <b>Total</b> | <b>7</b> |       | Unspecified | 0     | 0.0% |
| Unspecified  | 0        | 0.0%  |              |          |       |             |       |      |
| <b>Total</b> | <b>3</b> |       |              |          |       |             |       |      |

| WEATHER                  | # ACC    | %     | ACCIDENT TYPE | # ACC    | %     | ACCIDENT TYPE    | # ACC | %    |
|--------------------------|----------|-------|---------------|----------|-------|------------------|-------|------|
| Clear                    | 2        | 66.7% | Rear End      | 1        | 33.3% | Pedestrian       | 0     | 0.0% |
| Cloudy                   | 1        | 33.3% | Overtake      | 0        | 0.0%  | Bicycle          | 0     | 0.0% |
| Rain                     | 0        | 0.0%  | Right Angle   | 1        | 33.3% | Parked Vehicle   | 0     | 0.0% |
| Snow                     | 0        | 0.0%  | Left Turn     | 1        | 33.3% | Backing          | 0     | 0.0% |
| Sleet/Hail/Freezing Rain | 0        | 0.0%  | Right Turn    | 0        | 0.0%  | Run Off The Road | 0     | 0.0% |
| Fog/Smog/Smoke           | 0        | 0.0%  | Fixed Object  | 0        | 0.0%  | Animal           | 0     | 0.0% |
| Unspecified              | 0        | 0.0%  | Head On       | 0        | 0.0%  | Other            | 0     | 0.0% |
|                          |          |       | Sideswipe     | 0        | 0.0%  | Unspecified      | 0     | 0.0% |
| <b>Total</b>             | <b>3</b> |       | <b>Total</b>  | <b>3</b> |       |                  |       |      |

| SURFACE      | # ACC    | %     |
|--------------|----------|-------|
| Dry          | 2        | 66.7% |
| Wet          | 1        | 33.3% |
| Mud/Slush    | 0        | 0.0%  |
| Snow/Ice     | 0        | 0.0%  |
| Unspecified  | 0        | 0.0%  |
| <b>Total</b> | <b>3</b> |       |

| ACCIDENT SEVERITY | # ACC    | %     |
|-------------------|----------|-------|
| Fatal             | 0        | 0.0%  |
| Injury            | 1        | 33.3% |
| Property Damage   | 1        | 33.3% |
| Non-Reportable    | 1        | 33.3% |
| <b>Total</b>      | <b>3</b> |       |

| TIME OF YEAR     | # ACC    | %     |
|------------------|----------|-------|
| Winter (Dec-Feb) | 1        | 33.3% |
| Spring (Mar-May) | 1        | 33.3% |
| Summer (Jun-Aug) | 1        | 33.3% |
| Fall (Sep-Nov)   | 0        | 0.0%  |
| <b>Total</b>     | <b>3</b> |       |

| TYPE OF VEHICLE     | # ACC    | %      |
|---------------------|----------|--------|
| Passenger Cars      | 7        | 100.0% |
| Commercial Vehicles | 0        | 0.0%   |
| <b>Total</b>        | <b>7</b> |        |

| DAY OF WEEK  | # ACC    | %     |
|--------------|----------|-------|
| Sunday       | 0        | 0.0%  |
| Monday       | 1        | 33.3% |
| Tuesday      | 0        | 0.0%  |
| Wednesday    | 1        | 33.3% |
| Thursday     | 0        | 0.0%  |
| Friday       | 1        | 33.3% |
| Saturday     | 0        | 0.0%  |
| <b>Total</b> | <b>3</b> |       |

| LIGHT CONDITION | # ACC    | %      |
|-----------------|----------|--------|
| Daylight        | 3        | 100.0% |
| Dawn/Dusk       | 0        | 0.0%   |
| Night           | 0        | 0.0%   |
| Unspecified     | 0        | 0.0%   |
| <b>Total</b>    | <b>3</b> |        |

| SUMMARY OF ACCIDENT SEVERITY BY YEAR: |          |
|---------------------------------------|----------|
|                                       | 0        |
| Fatal Accidents                       | 0        |
| Injury Accidents                      | 0        |
| Property Damage Accidents             | 0        |
| Non-Reportable Accidents              | 0        |
| <b>Total Accidents</b>                | <b>0</b> |

# DETAILS OF ACCIDENT HISTORY

| PERIOD STUDIED: |                 | ROUTE NUMBER/STREET NAME: |                  | CASE No.      |                      |       |                        |      |   |
|-----------------|-----------------|---------------------------|------------------|---------------|----------------------|-------|------------------------|------|---|
| FROM:           | TO:             | LOCATION:                 | MUNICIPALITY:    | COUNTY:       | FILE:                |       |                        |      |   |
| # VEHICLES      | S E V E R I T Y | L I G H T                 | R O A D          | W E A T H E R | BY:                  |       |                        |      |   |
| # MONTHS        | # VEHICLES      | C O N D                   | C H A R          | E R           | DATE:                |       |                        |      |   |
| No.             | DATE            | TIME                      | CONTRIB. FACTORS | ACC. TYPE     | ACCIDENT DESCRIPTION | KEY # |                        |      |   |
| 20              | 10/22/2007      | 18:59                     | 7                | 1             | 1                    | 1     | V1 FTY ROW, struck V2. | Ltrn | 9 |
| 38              | 1/6/2006        | 17:32                     | 7                | 4             | 4                    | 4     | 7                      | Ltrn | 9 |
| 28              | 12/1/2006       | 13:25                     | 7                | 2             | 2                    | 2     | 4                      | Othr | 9 |
| 36              | 9/24/2007       | 7:34                      | 69               | 1             | 1                    | 1     | 62                     | Ped  | 9 |
| 24              | 2/18/2005       | 5:40                      | 66               | 4             | 4                    | 4     | 66                     | Rang | 9 |
| 39              | 3/28/2006       | 17:12                     | 7                | 1             | 1                    | 1     | 7                      | Rang | 9 |
| 42              | 6/22/2007       | 22:43                     | 7                | 1             | 1                    | 1     | 7                      | Rang | 9 |
| 43              | 8/31/2007       | 12:15                     | 7                | 1             | 1                    | 1     | 7                      | Rang | 9 |
| 16              | 12/30/2005      | 13:30                     |                  |               |                      |       |                        | Rend | 9 |
| 29              | 6/19/2007       |                           |                  | 1             | 1                    | 1     |                        | Rend | 9 |
| 37              | 10/7/2005       | 7:31                      | 9                | 2             | 2                    | 2     | 9                      | Rend | 9 |
| 41              | 6/19/2007       |                           |                  | 1             | 1                    | 1     |                        | Rend | 9 |

# ACCIDENT SUMMARY SHEET

ROUTE: NYS RTE 11 LOCATION: Central Square  
MUNICIPALITY: V. of Central Square COUNTY: Oswego  
TIME PERIOD COVERED: - REFERENCE MARKERS / NODES: Intersection of Rte. 49  
REMARKS: Selected Accidents DATE: 8/4/2008

| TIME OF DAY  | # ACC     | %     | DIRECTION    | # ACC     | %     | DIRECTION   | # ACC | %     |
|--------------|-----------|-------|--------------|-----------|-------|-------------|-------|-------|
| 6 AM - 10 AM | 2         | 16.7% | North        | 3         | 13.6% | Northeast   | 0     | 0.0%  |
| 10 AM - 4 PM | 3         | 25.0% | South        | 10        | 45.5% | Northwest   | 1     | 4.5%  |
| 4 PM - 7 PM  | 3         | 25.0% | East         | 4         | 18.2% | Southeast   | 0     | 0.0%  |
| 7 PM - 12 AM | 1         | 8.3%  | West         | 1         | 4.5%  | Southwest   | 3     | 13.6% |
| 12 AM - 6 AM | 1         | 8.3%  | <b>Total</b> | <b>22</b> |       | Unspecified | 0     | 0.0%  |
| Unspecified  | 2         | 16.7% |              |           |       |             |       |       |
| <b>Total</b> | <b>12</b> |       |              |           |       |             |       |       |

| WEATHER                  | # ACC     | %     | ACCIDENT TYPE | # ACC     | %     | ACCIDENT TYPE    | # ACC | %    |
|--------------------------|-----------|-------|---------------|-----------|-------|------------------|-------|------|
| Clear                    | 7         | 58.3% | Rear End      | 4         | 33.3% | Pedestrian       | 1     | 8.3% |
| Cloudy                   | 2         | 16.7% | Overtake      | 0         | 0.0%  | Bicycle          | 0     | 0.0% |
| Rain                     | 0         | 0.0%  | Right Angle   | 4         | 33.3% | Parked Vehicle   | 0     | 0.0% |
| Snow                     | 2         | 16.7% | Left Turn     | 2         | 16.7% | Backing          | 0     | 0.0% |
| Sleet/Hail/Freezing Rain | 0         | 0.0%  | Right Turn    | 0         | 0.0%  | Run Off The Road | 0     | 0.0% |
| Fog/Smog/Smoke           | 0         | 0.0%  | Fixed Object  | 0         | 0.0%  | Animal           | 0     | 0.0% |
| Unspecified              | 1         | 8.3%  | Head On       | 0         | 0.0%  | Other            | 1     | 8.3% |
|                          |           |       | Sideswipe     | 0         | 0.0%  | Unspecified      | 0     | 0.0% |
| <b>Total</b>             | <b>12</b> |       | <b>Total</b>  | <b>12</b> |       |                  |       |      |

| SURFACE      | # ACC     | %     |
|--------------|-----------|-------|
| Dry          | 7         | 58.3% |
| Wet          | 2         | 16.7% |
| Mud/Slush    | 0         | 0.0%  |
| Snow/Ice     | 2         | 16.7% |
| Unspecified  | 1         | 8.3%  |
| <b>Total</b> | <b>12</b> |       |

| ACCIDENT SEVERITY | # ACC     | %     |
|-------------------|-----------|-------|
| Fatal             | 0         | 0.0%  |
| Injury            | 3         | 25.0% |
| Property Damage   | 6         | 50.0% |
| Non-Reportable    | 3         | 25.0% |
| <b>Total</b>      | <b>12</b> |       |

| TIME OF YEAR     | # ACC     | %     |
|------------------|-----------|-------|
| Winter (Dec-Feb) | 4         | 33.3% |
| Spring (Mar-May) | 1         | 8.3%  |
| Summer (Jun-Aug) | 4         | 33.3% |
| Fall (Sep-Nov)   | 3         | 25.0% |
| <b>Total</b>     | <b>12</b> |       |

| TYPE OF VEHICLE     | # ACC     | %      |
|---------------------|-----------|--------|
| Passenger Cars      | 24        | 100.0% |
| Commercial Vehicles | 0         | 0.0%   |
| <b>Total</b>        | <b>24</b> |        |

| DAY OF WEEK  | # ACC     | %     |
|--------------|-----------|-------|
| Sunday       | 0         | 0.0%  |
| Monday       | 2         | 16.7% |
| Tuesday      | 3         | 25.0% |
| Wednesday    | 0         | 0.0%  |
| Thursday     | 0         | 0.0%  |
| Friday       | 7         | 58.3% |
| Saturday     | 0         | 0.0%  |
| <b>Total</b> | <b>12</b> |       |

| LIGHT CONDITION | # ACC     | %     |
|-----------------|-----------|-------|
| Daylight        | 7         | 58.3% |
| Dawn/Dusk       | 0         | 0.0%  |
| Night           | 4         | 33.3% |
| Unspecified     | 1         | 8.3%  |
| <b>Total</b>    | <b>12</b> |       |

**SUMMARY OF ACCIDENT SEVERITY BY YEAR:**

|                           |          |
|---------------------------|----------|
| Fatal Accidents           | 0        |
| Injury Accidents          | 0        |
| Property Damage Accidents | 0        |
| Non-Reportable Accidents  | 0        |
| <b>Total Accidents</b>    | <b>0</b> |

# DETAILS OF ACCIDENT HISTORY

| PERIOD STUDIED:<br>FROM: _____<br>TO: _____<br>0 MONTHS |            | ROUTE NUMBER/STREET NAME: <u>NYS RTE 11</u>                       |            | CASE No. _____<br>FILE: <u>NYSRTE11</u> |                   |                 |               |                  |           |   |       |
|---|------------|---|------------|---|-------------------|-----------------|---------------|------------------|-----------|---|-------|
|   |            | LOCATION: <u>Central Square</u>                                   |            | BY: _____                               |                   |                 |               |                  |           |   |       |
|   |            | MUNICIPALITY: <u>V. of Central Square</u>                         |            | DATE: <u>7/24/2008</u>                  |                   |                 |               |                  |           |   |       |
|   |            | COUNTY: <u>Oswego</u>   |            |   |                   |                 |               |                  |           |   |       |
|   |            | REFERENCE MARKERS / NODES: <u>South of Rte. - 49 Intersection</u> |            |   |                   |                 |               |                  |           |   |       |
| No.   | DATE       | TIME  | # VEHICLES | SEVERITY                                | L I G H T C O N D | R O A D C H A R | W E A T H E R | CONTRIB. FACTORS | ACC. TYPE | ACCIDENT DESCRIPTION  | KEY # |
| 3   | 12/21/2005 | 18:00   | 1          | N/R                                     | 5                 | 1               | 4             | 61               | Anml      | V1 struck deer entering from w. shoulder. Deer fled.            | 1     |
| 2   | 11/1/2005  | 17:55   | 2          | INJ                                     | 5                 | 2               | 3             | 27               | HdOn      | V1 crossed CL and struck V2. V1 backed up and struck sign base  | 1     |
| 11  | 9/23/2006  | 10:27   | 1          | PDO                                     | 1                 | 4               | 2             | 61               | FixO      | V1 swerved to miss squirrel, struck N.M. utility pole east side | 4     |
| 7   | 1/25/2005  | 7:54  | 2          | N/R                                     | 1                 | 1               | 2             | 18               | Ltrn      | V1 LT b/w 2 stopped vehicles, strikes V2 in rear.               | 4     |
| 23  | 8/29/2007  | 19:59   | 2          | PDO                                     |                   |                 |               |                  | Othr      | V1 waiting to turn, V2 turning and struck front of V1           | 6     |
| 12  | 1/22/2007  | 7:50  | 2          | N/R                                     | 1                 | 6               | 4             | 13 66            | Ovtk      | V2 stopped, V1 pass on L. Rear of V1 slid into V2               | 6     |
| 18  | 6/17/2006  | 11:54   | 2          | N/R                                     | 1                 | 1               | 2             | 7                | Rang      | V1 LT onto Rte. 11, struck V2 (NB on Rte. 11)                   | 6     |
| 10  | 10/1/2005  | 13:13   | 2          | INJ                                     | 1                 | 1               | 1             | 9                | Rend      | V1 struck V2 from behind  | 6     |
| 13  | 7/15/2005  | 17:30   | 2          | N/R                                     | 1                 | 2               | 1             | 9                | Rend      | V1 stopped. V2 fail to see V1 and struck V1. V2 fled scene.     | 8     |
| 15  | 12/22/2005 | 17:51   | 2          | PDO                                     |                   |                 |               |                  | Rend      | V2 rear ended V1 (stopped in traffic)                           | 8     |
| 14  | 9/7/2005   | 14:00   | 2          | N/R                                     | 1                 | 1               | 1             | 13               | Side      | V1 sideswiped by V2. V2 left scene.                             | 8     |

# ACCIDENT SUMMARY SHEET

**ROUTE:** NYS RTE 11      **LOCATION:** Central Square  
**MUNICIPALITY:** V. of Central Square      **COUNTY:** Oswego  
**TIME PERIOD COVERED:** -      **REFERENCE MARKERS / NODES:** South of Rte. 49 Intersection  
**REMARKS:** Selected Accidents      **DATE:** 7/24/2008

| TIME OF DAY  | # ACC     | %     | DIRECTION    | # ACC     | %     | DIRECTION   | # ACC | %     |
|--------------|-----------|-------|--------------|-----------|-------|-------------|-------|-------|
| 6 AM - 10 AM | 2         | 18.2% | North        | 9         | 56.3% | Northeast   | 1     | 6.3%  |
| 10 AM - 4 PM | 4         | 36.4% | South        | 3         | 18.8% | Northwest   | 0     | 0.0%  |
| 4 PM - 7 PM  | 4         | 36.4% | East         | 0         | 0.0%  | Southeast   | 2     | 12.5% |
| 7 PM - 12 AM | 1         | 9.1%  | West         | 1         | 6.3%  | Southwest   | 0     | 0.0%  |
| 12 AM - 6 AM | 0         | 0.0%  | <b>Total</b> | <b>16</b> |       | Unspecified | 0     | 0.0%  |
| Unspecified  | 0         | 0.0%  |              |           |       |             |       |       |
| <b>Total</b> | <b>11</b> |       |              |           |       |             |       |       |

| WEATHER                  | # ACC     | %     | ACCIDENT TYPE | # ACC     | %     | ACCIDENT TYPE    | # ACC | %    |
|--------------------------|-----------|-------|---------------|-----------|-------|------------------|-------|------|
| Clear                    | 4         | 36.4% | Rear End      | 3         | 27.3% | Pedestrian       | 0     | 0.0% |
| Cloudy                   | 4         | 36.4% | Overtake      | 1         | 9.1%  | Bicycle          | 0     | 0.0% |
| Rain                     | 1         | 9.1%  | Right Angle   | 1         | 9.1%  | Parked Vehicle   | 0     | 0.0% |
| Snow                     | 1         | 9.1%  | Left Turn     | 1         | 9.1%  | Backing          | 0     | 0.0% |
| Sleet/Hail/Freezing Rain | 0         | 0.0%  | Right Turn    | 0         | 0.0%  | Run Off The Road | 0     | 0.0% |
| Fog/Smog/Smoke           | 0         | 0.0%  | Fixed Object  | 1         | 9.1%  | Animal           | 1     | 9.1% |
| Unspecified              | 1         | 9.1%  | Head On       | 1         | 9.1%  | Other            | 1     | 9.1% |
|                          |           |       | Sideswipe     | 1         | 9.1%  | Unspecified      | 0     | 0.0% |
| <b>Total</b>             | <b>11</b> |       | <b>Total</b>  | <b>11</b> |       |                  |       |      |

| SURFACE      | # ACC     | %     |
|--------------|-----------|-------|
| Dry          | 5         | 45.5% |
| Wet          | 4         | 36.4% |
| Mud/Slush    | 0         | 0.0%  |
| Snow/Ice     | 1         | 9.1%  |
| Unspecified  | 1         | 9.1%  |
| <b>Total</b> | <b>11</b> |       |

| ACCIDENT SEVERITY | # ACC     | %     |
|-------------------|-----------|-------|
| Fatal             | 0         | 0.0%  |
| Injury            | 2         | 18.2% |
| Property Damage   | 3         | 27.3% |
| Non-Reportable    | 6         | 54.5% |
| <b>Total</b>      | <b>11</b> |       |

| TIME OF YEAR     | # ACC     | %     |
|------------------|-----------|-------|
| Winter (Dec-Feb) | 4         | 36.4% |
| Spring (Mar-May) | 0         | 0.0%  |
| Summer (Jun-Aug) | 3         | 27.3% |
| Fall (Sep-Nov)   | 4         | 36.4% |
| <b>Total</b>     | <b>11</b> |       |

| TYPE OF VEHICLE     | # ACC     | %      |
|---------------------|-----------|--------|
| Passenger Cars      | 20        | 100.0% |
| Commercial Vehicles | 0         | 0.0%   |
| <b>Total</b>        | <b>20</b> |        |

| DAY OF WEEK  | # ACC     | %     |
|--------------|-----------|-------|
| Sunday       | 0         | 0.0%  |
| Monday       | 1         | 9.1%  |
| Tuesday      | 2         | 18.2% |
| Wednesday    | 3         | 27.3% |
| Thursday     | 1         | 9.1%  |
| Friday       | 1         | 9.1%  |
| Saturday     | 3         | 27.3% |
| <b>Total</b> | <b>11</b> |       |

| LIGHT CONDITION | # ACC     | %     |
|-----------------|-----------|-------|
| Daylight        | 7         | 63.6% |
| Dawn/Dusk       | 0         | 0.0%  |
| Night           | 2         | 18.2% |
| Unspecified     | 2         | 18.2% |
| <b>Total</b>    | <b>11</b> |       |

**SUMMARY OF ACCIDENT SEVERITY BY YEAR:**

|                           |          |
|---------------------------|----------|
| Fatal Accidents           | 0        |
| Injury Accidents          | 0        |
| Property Damage Accidents | 0        |
| Non-Reportable Accidents  | 0        |
| <b>Total Accidents</b>    | <b>0</b> |

# DETAILS OF ACCIDENT HISTORY

| PERIOD STUDIED:<br>FROM: _____<br>TO: _____<br>0 MONTHS   |  | No. | DATE       | TIME  | # VEHICLES | SEVERITY | LIGHT COND | ROAD CHAR | SURFACE | WEATHER | CONTRIB. FACTORS | ACC. TYPE | ACCIDENT DESCRIPTION | KEY #  |    |
|---|--|-----|------------|-------|------------|----------|------------|-----------|---------|---------|------------------|-----------|----------------------|--|----|
|   |  |     |            |       |            |          |            |           |         |         |                  |           |                      |  |    |
| ROUTE NUMBER/STREET NAME: <u>NYS RTE 11</u><br>LOCATION: <u>Central Square</u> COUNTY: <u>Oswego</u><br>MUNICIPALITY: <u>V. of Central Square</u><br>REFERENCE MARKERS / NODES: <u>North of Rt. 49 intersection</u> |  |     |            |       |            |          |            |           |         |         |                  |           |                      |  |    |
|   |  | 32  | 3/27/2007  | 12:23 | 2          | PDO      | 1          | 2         | 2       | 3       | 4                | 7         | Ltrn                 | V1 attempt to turn L, FTY ROW, struck V2.    | 10 |
|   |  | 17  | 6/7/2006   | 12:30 | 2          | N/R      | 1          | 1         | 1       | 2       |                  | 4         | Ov/k                 | V1, unoccupied, parked, struck by V2         | 10 |
|   |  | 19  | 12/8/2006  | 16:03 | 2          | INJ      | 3          | 2         | 5       | 2       | 4                |           | Rend                 | V2 slowing, rearended by V1                  | 10 |
|   |  | 31  | 3/19/2007  | 15:53 | 2          | INJ      | 1          | 2         | 4       | 4       |                  |           | Rend                 | V2 stopped for bus, V1 struck rearend of V2. | 10 |
|   |  | 34  | 5/5/2005   | 13:18 | 2          | INJ      | 1          | 2         | 1       | 1       | 4                | 9         | Rend                 | V2 stopped to turn L, V1 rearended V2        | 10 |
|   |  | 35  | 12/22/2005 | 13:41 | 2          | INJ      | 1          | 2         | 2       | 2       | 9                | 19        | Rend                 | V2 stopped to turn L, V1 rearended V2.       | 10 |

# ACCIDENT SUMMARY SHEET

ROUTE: NYS RTE 11 LOCATION: Central Square  
MUNICIPALITY: V. of Central Square COUNTY: Oswego  
TIME PERIOD COVERED: - REFERENCE MARKERS / NODES: North of Rte. 49 Intersection  
REMARKS: Selected Accidents DATE: 7/24/2008

| TIME OF DAY  | # ACC    | %     | DIRECTION    | # ACC     | %     | DIRECTION   | # ACC | %    |
|--------------|----------|-------|--------------|-----------|-------|-------------|-------|------|
| 6 AM - 10 AM | 0        | 0.0%  | North        | 6         | 50.0% | Northeast   | 0     | 0.0% |
| 10 AM - 4 PM | 5        | 83.3% | South        | 5         | 41.7% | Northwest   | 0     | 0.0% |
| 4 PM - 7 PM  | 1        | 16.7% | East         | 0         | 0.0%  | Southeast   | 1     | 8.3% |
| 7 PM - 12 AM | 0        | 0.0%  | West         | 0         | 0.0%  | Southwest   | 0     | 0.0% |
| 12 AM - 6 AM | 0        | 0.0%  | <b>Total</b> | <b>12</b> |       | Unspecified | 0     | 0.0% |
| Unspecified  | 0        | 0.0%  |              |           |       |             |       |      |
| <b>Total</b> | <b>6</b> |       |              |           |       |             |       |      |

| WEATHER                  | # ACC    | %     | ACCIDENT TYPE | # ACC    | %     | ACCIDENT TYPE    | # ACC | %    |
|--------------------------|----------|-------|---------------|----------|-------|------------------|-------|------|
| Clear                    | 1        | 16.7% | Rear End      | 4        | 66.7% | Pedestrian       | 0     | 0.0% |
| Cloudy                   | 3        | 50.0% | Overtake      | 1        | 16.7% | Bicycle          | 0     | 0.0% |
| Rain                     | 1        | 16.7% | Right Angle   | 0        | 0.0%  | Parked Vehicle   | 0     | 0.0% |
| Snow                     | 1        | 16.7% | Left Turn     | 1        | 16.7% | Backing          | 0     | 0.0% |
| Sleet/Hail/Freezing Rain | 0        | 0.0%  | Right Turn    | 0        | 0.0%  | Run Off The Road | 0     | 0.0% |
| Fog/Smog/Smoke           | 0        | 0.0%  | Fixed Object  | 0        | 0.0%  | Animal           | 0     | 0.0% |
| Unspecified              | 0        | 0.0%  | Head On       | 0        | 0.0%  | Other            | 0     | 0.0% |
|                          |          |       | Sideswipe     | 0        | 0.0%  | Unspecified      | 0     | 0.0% |
| <b>Total</b>             | <b>6</b> |       | <b>Total</b>  | <b>6</b> |       |                  |       |      |

| SURFACE      | # ACC    | %     |
|--------------|----------|-------|
| Dry          | 2        | 33.3% |
| Wet          | 2        | 33.3% |
| Mud/Slush    | 1        | 16.7% |
| Snow/Ice     | 1        | 16.7% |
| Unspecified  | 0        | 0.0%  |
| <b>Total</b> | <b>6</b> |       |

| ACCIDENT SEVERITY | # ACC    | %     |
|-------------------|----------|-------|
| Fatal             | 0        | 0.0%  |
| Injury            | 4        | 66.7% |
| Property Damage   | 1        | 16.7% |
| Non-Reportable    | 1        | 16.7% |
| <b>Total</b>      | <b>6</b> |       |

| TIME OF YEAR     | # ACC    | %     |
|------------------|----------|-------|
| Winter (Dec-Feb) | 2        | 33.3% |
| Spring (Mar-May) | 3        | 50.0% |
| Summer (Jun-Aug) | 1        | 16.7% |
| Fall (Sep-Nov)   | 0        | 0.0%  |
| <b>Total</b>     | <b>6</b> |       |

| TYPE OF VEHICLE     | # ACC     | %      |
|---------------------|-----------|--------|
| Passenger Cars      | 12        | 100.0% |
| Commercial Vehicles | 0         | 0.0%   |
| <b>Total</b>        | <b>12</b> |        |

| DAY OF WEEK  | # ACC    | %     |
|--------------|----------|-------|
| Sunday       | 0        | 0.0%  |
| Monday       | 1        | 16.7% |
| Tuesday      | 1        | 16.7% |
| Wednesday    | 1        | 16.7% |
| Thursday     | 2        | 33.3% |
| Friday       | 1        | 16.7% |
| Saturday     | 0        | 0.0%  |
| <b>Total</b> | <b>6</b> |       |

| LIGHT CONDITION | # ACC    | %     |
|-----------------|----------|-------|
| Daylight        | 5        | 83.3% |
| Dawn/Dusk       | 1        | 16.7% |
| Night           | 0        | 0.0%  |
| Unspecified     | 0        | 0.0%  |
| <b>Total</b>    | <b>6</b> |       |

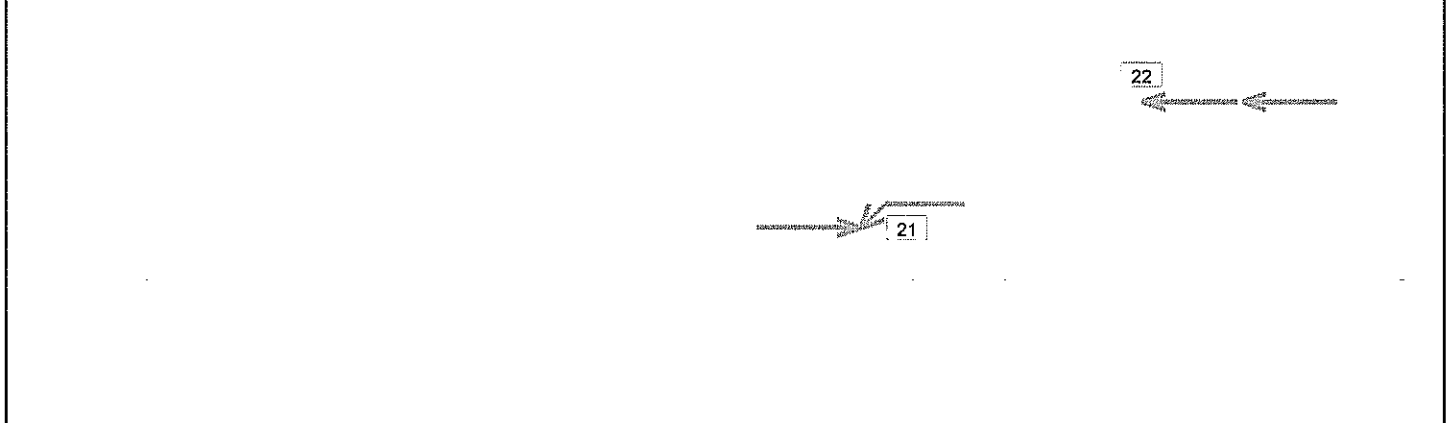
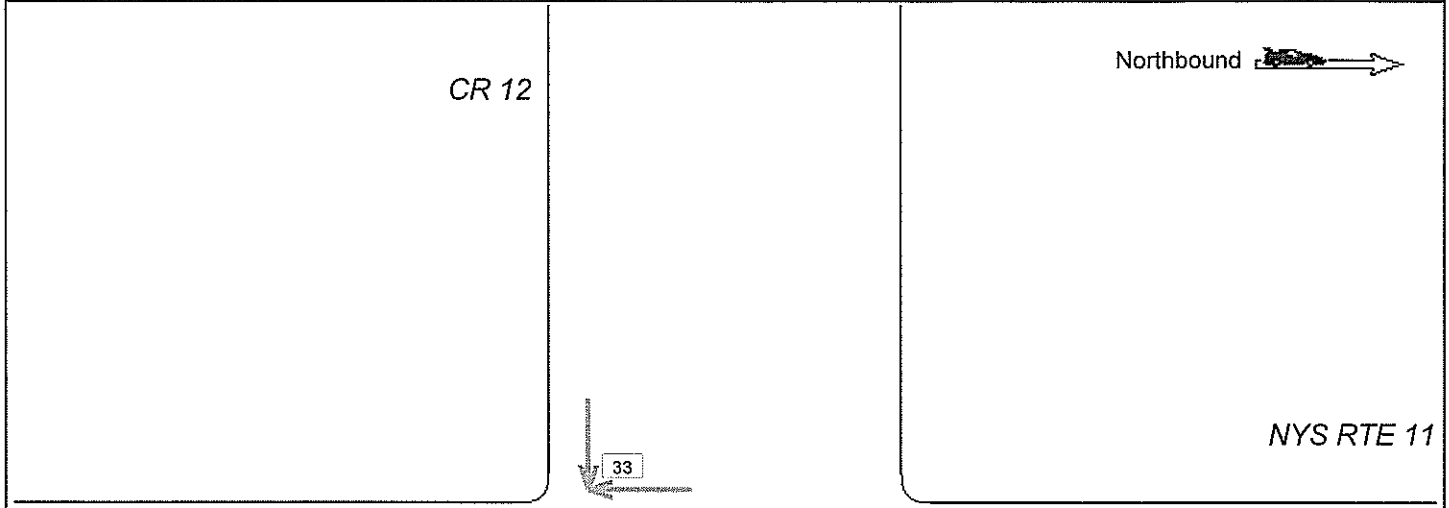
**SUMMARY OF ACCIDENT SEVERITY BY YEAR:**

|                           |          |
|---------------------------|----------|
| Fatal Accidents           | 0        |
| Injury Accidents          | 0        |
| Property Damage Accidents | 0        |
| Non-Reportable Accidents  | 0        |
| <b>Total Accidents</b>    | <b>0</b> |

# COLLISION DIAGRAM

Key Number = 7

|   |  |
|---|--|
| MUNICIPALITY: <u>V. of Central Square</u> COUNTY: <u>Oswego</u><br>INTERSECTION: <u>NYS RTE 11</u><br>PERIOD: <u>3</u> YEARS <u>0</u> MONTHS      FROM <u>1/1/2005</u> TO <u>12/31/2007</u> | FILE: <u>NYSRTE11</u><br>CASE # : _____<br>BY: _____      DATE: <u>10/2/2008</u> |
|---|--|

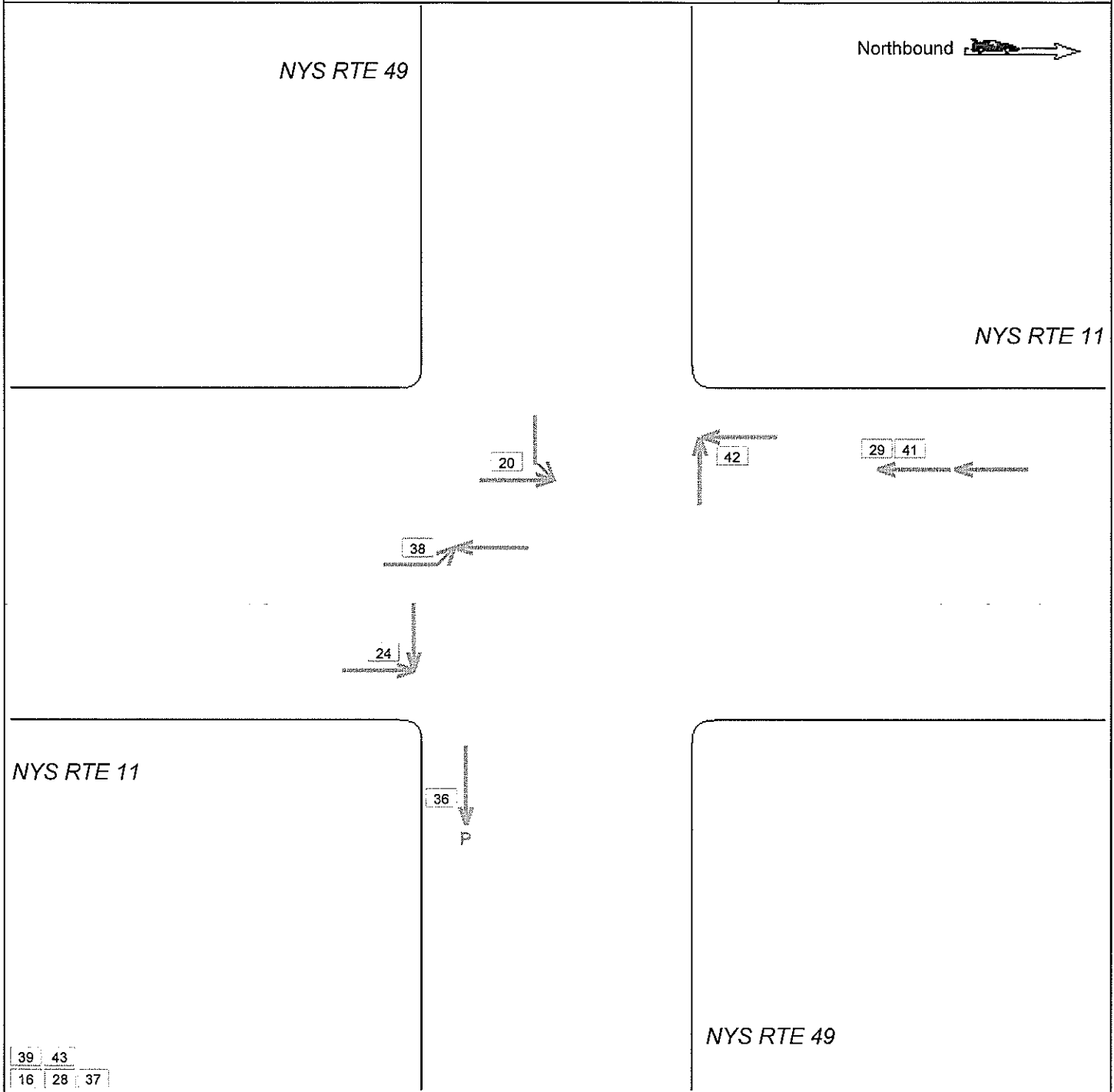


| SYMBOLS |                   | MANNER OF COLLISION |              |
|---------|-------------------|---------------------|--------------|
|         | MOVING VEHICLE    | P                   | PEDESTRIAN   |
|         | TURNING VEHICLE   | B                   | BICYCLIST    |
|         | BACKING VEHICLE   | A                   | ANIMAL       |
|         | PARKED VEHICLE    |                     | FIXED OBJECT |
|         | 999 RECORD NUMBER |                     | Fatal        |
|         | REAR END          |                     | HEAD ON      |
|         | LEFT TURN         |                     | RIGHT TURN   |
|         | LEFT TURN         |                     | RIGHT TURN   |
|         | OVERTAKE          |                     | RIGHT ANGLE  |
|         | OUT OF CONTROL    |                     | SIDE SWIPE   |

# COLLISION DIAGRAM

Key Number = 9

|  |                                  |
|--|----------------------------------|
| MUNICIPALITY: <u>V. of Central Square</u> COUNTY: <u>Oswego</u>                  | FILE: <u>NYSRTE11</u>            |
| INTERSECTION: <u>NYS RTE 11 at NYS RTE 49</u>                                    | CASE #: _____                    |
| PERIOD: <u>3</u> YEARS <u>0</u> MONTHS FROM <u>1/1/2005</u> TO <u>12/31/2007</u> | BY: _____ DATE: <u>10/2/2008</u> |



| SYMBOLS |                 | MANNER OF COLLISION |              |
|---------|-----------------|---------------------|--------------|
|         | MOVING VEHICLE  |                     | PEDESTRIAN   |
|         | TURNING VEHICLE |                     | BICYCLIST    |
|         | BACKING VEHICLE |                     | ANIMAL       |
|         | PARKED VEHICLE  |                     | FIXED OBJECT |
| 999     | RECORD NUMBER   |                     | Fatal        |
|         | REAR END        |                     | HEAD ON      |
|         | LEFT TURN       |                     | RIGHT TURN   |
|         | LEFT TURN       |                     | RIGHT TURN   |
|         | OVERTAKE        |                     | RIGHT ANGLE  |
|         | OUT OF CONTROL  |                     | SIDE SWIPE   |



# DETAILS OF ACCIDENT HISTORY

| PERIOD STUDIED:<br>FROM: _____<br>TO: _____ 0 MONTHS |            | ROUTE NUMBER/STREET NAME: NYS RTE 49              |            |          |       |      |       |                  |           |  |  | CASE No. _____  |  |
|--|------------|---|------------|----------|-------|------|-------|------------------|-----------|--|--|-----------------|--|
|  |            | LOCATION: Central Square                          |            |          |       |      |       |                  |           |  |  | FILE: NYS RTE49 |  |
|  |            | MUNICIPALITY: V. of Central Square COUNTY: Oswego |            |          |       |      |       |                  |           |  |  | BY: _____       |  |
|  |            | REFERENCE MARKERS / NODES: Entire Segment         |            |          |       |      |       |                  |           |  |  | DATE: 7/24/2008 |  |
| No.  | DATE       | TIME  | # VEHICLES | SEVERITY | LIGHT | ROAD | WHEEL | CONTRIB. FACTORS | ACC. TYPE | ACCIDENT DESCRIPTION   |  | KEY #           |  |
| 28   | 8/9/2006   | 18:26   | 2          | PDO      | 1     | 1    | 1     | 4 18             | Othr      | V1 attempted U-turn, struck V2.                                |  | 7               |  |
| 14   | 9/24/2006  | 12:51   | 2          | INJ      | 1     | 2    | 1     | 4 7              | Rang      | V1(turning L onto Rte 49) FTY ROW, struck by V2(WB on Rte 49). |  | 7               |  |
| 27   | 5/18/2006  | 8:44  | 2          | INJ      | 1     | 2    | 1     | 7 4              | Rang      | V1 turning onto Rte 49, FTY ROW, struck V2                     |  | 7               |  |
| 6  | 1/8/2006   | 4:00  | 2          | INJ      | 1     | 1    | 1     |                  | Rend      | V1 turning R, rearended by V2.                                 |  | 7               |  |
| 19   | 10/5/2007  | 13:03   | 2          | PDO      | 1     | 2    | 1     | 9 4              | Rend      | V2 stopped in traffic, struck by V1 from behind.               |  | 7               |  |
| 21   | 6/10/2005  | 18:15   | 2          | N/R      | 1     | 1    | 1     | 9                | Rend      | V2 slowing to stop, struck in rear by V1 attempting to stop.   |  | 7               |  |
| 23   | 10/21/2006 | 16:08   | 2          | PDO      | 1     | 5    | 1     | 4 9              | Rend      | V1 and V2 stopped in traffic, V2 rearended by V1.              |  | 7               |  |
| 32   | 6/23/2006  | 7:55  | 2          | N/R      | 1     | 2    | 1     | 4 9              | Rend      | V1slowing for backup at intersection, V2 (FTC) rearended V1.   |  | 7               |  |
| 26   | 10/18/2007 | 9:17  | 2          | PDO      | 1     | 2    | 1     | 9 13             | Side      | V2 stopped, V1 FTC passed on R, sideswiped V2.                 |  | 7               |  |
| 4  | 7/6/2006   | 10:25   | 2          | PDO      | 1     | 2    | 1     | 17               | Ltrn      | V1 (rte 49), failed to stop at light, struck V2 (LT off ramp)  |  | 8               |  |

# ACCIDENT SUMMARY SHEET

ROUTE: NYS RTE 49 LOCATION: Central Square  
MUNICIPALITY: V. of Central Square COUNTY: Oswego  
TIME PERIOD COVERED: - REFERENCE MARKERS / NODES: Entire segment  
REMARKS: All Accidents DATE: 7/24/2008

| TIME OF DAY  | # ACC     | %     | DIRECTION    | # ACC     | %     | DIRECTION   | # ACC | %    |
|--------------|-----------|-------|--------------|-----------|-------|-------------|-------|------|
| 6 AM - 10 AM | 6         | 18.8% | North        | 5         | 8.6%  | Northeast   | 0     | 0.0% |
| 10 AM - 4 PM | 10        | 31.3% | South        | 3         | 5.2%  | Northwest   | 2     | 3.4% |
| 4 PM - 7 PM  | 12        | 37.5% | East         | 22        | 37.9% | Southeast   | 0     | 0.0% |
| 7 PM - 12 AM | 3         | 9.4%  | West         | 23        | 39.7% | Southwest   | 3     | 5.2% |
| 12 AM - 6 AM | 1         | 3.1%  | <b>Total</b> | <b>58</b> |       | Unspecified | 0     | 0.0% |
| Unspecified  | 0         | 0.0%  |              |           |       |             |       |      |
| <b>Total</b> | <b>32</b> |       |              |           |       |             |       |      |

| WEATHER                  | # ACC     | %     | ACCIDENT TYPE | # ACC     | %     | ACCIDENT TYPE    | # ACC | %     |
|--------------------------|-----------|-------|---------------|-----------|-------|------------------|-------|-------|
| Clear                    | 20        | 62.5% | Rear End      | 11        | 34.4% | Pedestrian       | 0     | 0.0%  |
| Cloudy                   | 7         | 21.9% | Overtake      | 0         | 0.0%  | Bicycle          | 1     | 3.1%  |
| Rain                     | 3         | 9.4%  | Right Angle   | 5         | 15.6% | Parked Vehicle   | 0     | 0.0%  |
| Snow                     | 1         | 3.1%  | Left Turn     | 4         | 12.5% | Backing          | 1     | 3.1%  |
| Sleet/Hail/Freezing Rain | 0         | 0.0%  | Right Turn    | 0         | 0.0%  | Run Off The Road | 0     | 0.0%  |
| Fog/Smog/Smoke           | 0         | 0.0%  | Fixed Object  | 1         | 3.1%  | Animal           | 5     | 15.6% |
| Unspecified              | 1         | 3.1%  | Head On       | 0         | 0.0%  | Other            | 2     | 6.3%  |
|                          |           |       | Sideswipe     | 2         | 6.3%  | Unspecified      | 0     | 0.0%  |
| <b>Total</b>             | <b>32</b> |       | <b>Total</b>  | <b>32</b> |       |                  |       |       |

| SURFACE      | # ACC     | %     |
|--------------|-----------|-------|
| Dry          | 26        | 81.3% |
| Wet          | 5         | 15.6% |
| Mud/Slush    | 0         | 0.0%  |
| Snow/Ice     | 0         | 0.0%  |
| Unspecified  | 1         | 3.1%  |
| <b>Total</b> | <b>32</b> |       |

| ACCIDENT SEVERITY | # ACC     | %     |
|-------------------|-----------|-------|
| Fatal             | 0         | 0.0%  |
| Injury            | 8         | 25.0% |
| Property Damage   | 17        | 53.1% |
| Non-Reportable    | 7         | 21.9% |
| <b>Total</b>      | <b>32</b> |       |

| TIME OF YEAR     | # ACC     | %     |
|------------------|-----------|-------|
| Winter (Dec-Feb) | 9         | 28.1% |
| Spring (Mar-May) | 5         | 15.6% |
| Summer (Jun-Aug) | 11        | 34.4% |
| Fall (Sep-Nov)   | 7         | 21.9% |
| <b>Total</b>     | <b>32</b> |       |

| TYPE OF VEHICLE     | # ACC     | %     |
|---------------------|-----------|-------|
| Passenger Cars      | 56        | 96.6% |
| Commercial Vehicles | 2         | 3.4%  |
| <b>Total</b>        | <b>58</b> |       |

| DAY OF WEEK  | # ACC     | %     |
|--------------|-----------|-------|
| Sunday       | 2         | 6.3%  |
| Monday       | 2         | 6.3%  |
| Tuesday      | 4         | 12.5% |
| Wednesday    | 5         | 15.6% |
| Thursday     | 8         | 25.0% |
| Friday       | 7         | 21.9% |
| Saturday     | 4         | 12.5% |
| <b>Total</b> | <b>32</b> |       |

| LIGHT CONDITION | # ACC     | %     |
|-----------------|-----------|-------|
| Daylight        | 23        | 71.9% |
| Dawn/Dusk       | 2         | 6.3%  |
| Night           | 6         | 18.8% |
| Unspecified     | 1         | 3.1%  |
| <b>Total</b>    | <b>32</b> |       |

| SUMMARY OF ACCIDENT SEVERITY BY YEAR: |          |
|---------------------------------------|----------|
| Fatal Accidents                       | 0        |
| Injury Accidents                      | 0        |
| Property Damage Accidents             | 0        |
| Non-Reportable Accidents              | 0        |
| <b>Total Accidents</b>                | <b>0</b> |

# DETAILS OF ACCIDENT HISTORY

|   |            |   |                  |   |                                  |       |
|---|------------|---|------------------|---|----------------------------------|-------|
| PERIOD STUDIED:<br>FROM: _____<br>TO: _____<br>0 MONTHS |            | ROUTE NUMBER/STREET NAME: NYS RTE 49                      |                  | CASE No. _____<br>FILE: NYS RTE49<br>BY: _____<br>DATE: 7/24/2008 |                                  |       |
|   |            | LOCATION: Central Square                                  |                  |   |                                  |       |
|   |            | MUNICIPALITY: V. of Central Square                        |                  | COUNTY: Oswego  |                                  |       |
|   |            | REFERENCE MARKERS / NODES: Intersection of - Cemetery St. |                  |   |                                  |       |
| No.   | DATE       | TIME  | CONTRIB. FACTORS | ACC. TYPE   | ACCIDENT DESCRIPTION             | KEY # |
| 1   | 12/14/2007 | 18:05   | 61               | Anml  | V1 traveling W, collided w. deer | 2     |

# ACCIDENT SUMMARY SHEET

ROUTE: NYS RTE 49 LOCATION: Central Square  
MUNICIPALITY: V. of Central Square COUNTY: Oswego  
TIME PERIOD COVERED: - REFERENCE MARKERS / NODES: Intersection of Cemetery St  
REMARKS: Selected Accidents DATE: 7/24/2008

| TIME OF DAY  | # ACC    | %      | DIRECTION    | # ACC    | %      | DIRECTION   | # ACC | %    |
|--------------|----------|--------|--------------|----------|--------|-------------|-------|------|
| 6 AM - 10 AM | 0        | 0.0%   | North        | 0        | 0.0%   | Northeast   | 0     | 0.0% |
| 10 AM - 4 PM | 0        | 0.0%   | South        | 0        | 0.0%   | Northwest   | 0     | 0.0% |
| 4 PM - 7 PM  | 1        | 100.0% | East         | 0        | 0.0%   | Southeast   | 0     | 0.0% |
| 7 PM - 12 AM | 0        | 0.0%   | West         | 1        | 100.0% | Southwest   | 0     | 0.0% |
| 12 AM - 6 AM | 0        | 0.0%   | <b>Total</b> | <b>1</b> |        | Unspecified | 0     | 0.0% |
| Unspecified  | 0        | 0.0%   |              |          |        |             |       |      |
| <b>Total</b> | <b>1</b> |        |              |          |        |             |       |      |

| WEATHER                  | # ACC    | %      | ACCIDENT TYPE | # ACC    | %    | ACCIDENT TYPE    | # ACC | %      |
|--------------------------|----------|--------|---------------|----------|------|------------------|-------|--------|
| Clear                    | 1        | 100.0% | Rear End      | 0        | 0.0% | Pedestrian       | 0     | 0.0%   |
| Cloudy                   | 0        | 0.0%   | Overtake      | 0        | 0.0% | Bicycle          | 0     | 0.0%   |
| Rain                     | 0        | 0.0%   | Right Angle   | 0        | 0.0% | Parked Vehicle   | 0     | 0.0%   |
| Snow                     | 0        | 0.0%   | Left Turn     | 0        | 0.0% | Backing          | 0     | 0.0%   |
| Sleet/Hail/Freezing Rain | 0        | 0.0%   | Right Turn    | 0        | 0.0% | Run Off The Road | 0     | 0.0%   |
| Fog/Smog/Smoke           | 0        | 0.0%   | Fixed Object  | 0        | 0.0% | Animal           | 1     | 100.0% |
| Unspecified              | 0        | 0.0%   | Head On       | 0        | 0.0% | Other            | 0     | 0.0%   |
|                          |          |        | Sideswipe     | 0        | 0.0% | Unspecified      | 0     | 0.0%   |
| <b>Total</b>             | <b>1</b> |        | <b>Total</b>  | <b>1</b> |      |                  |       |        |

| SURFACE      | # ACC    | %      |
|--------------|----------|--------|
| Dry          | 0        | 0.0%   |
| Wet          | 1        | 100.0% |
| Mud/Slush    | 0        | 0.0%   |
| Snow/Ice     | 0        | 0.0%   |
| Unspecified  | 0        | 0.0%   |
| <b>Total</b> | <b>1</b> |        |

| ACCIDENT SEVERITY | # ACC    | %      |
|-------------------|----------|--------|
| Fatal             | 0        | 0.0%   |
| Injury            | 0        | 0.0%   |
| Property Damage   | 1        | 100.0% |
| Non-Reportable    | 0        | 0.0%   |
| <b>Total</b>      | <b>1</b> |        |

| TIME OF YEAR     | # ACC    | %      |
|------------------|----------|--------|
| Winter (Dec-Feb) | 1        | 100.0% |
| Spring (Mar-May) | 0        | 0.0%   |
| Summer (Jun-Aug) | 0        | 0.0%   |
| Fall (Sep-Nov)   | 0        | 0.0%   |
| <b>Total</b>     | <b>1</b> |        |

| TYPE OF VEHICLE     | # ACC    | %      |
|---------------------|----------|--------|
| Passenger Cars      | 1        | 100.0% |
| Commercial Vehicles | 0        | 0.0%   |
| <b>Total</b>        | <b>1</b> |        |

| DAY OF WEEK  | # ACC    | %      |
|--------------|----------|--------|
| Sunday       | 0        | 0.0%   |
| Monday       | 0        | 0.0%   |
| Tuesday      | 0        | 0.0%   |
| Wednesday    | 0        | 0.0%   |
| Thursday     | 0        | 0.0%   |
| Friday       | 1        | 100.0% |
| Saturday     | 0        | 0.0%   |
| <b>Total</b> | <b>1</b> |        |

| LIGHT CONDITION | # ACC    | %      |
|-----------------|----------|--------|
| Daylight        | 0        | 0.0%   |
| Dawn/Dusk       | 0        | 0.0%   |
| Night           | 1        | 100.0% |
| Unspecified     | 0        | 0.0%   |
| <b>Total</b>    | <b>1</b> |        |

| SUMMARY OF ACCIDENT SEVERITY BY YEAR: |          |
|---------------------------------------|----------|
| Fatal Accidents                       | 0        |
| Injury Accidents                      | 0        |
| Property Damage Accidents             | 0        |
| Non-Reportable Accidents              | 0        |
| <b>Total Accidents</b>                | <b>0</b> |

# DETAILS OF ACCIDENT HISTORY

| PERIOD STUDIED:<br>FROM: _____<br>TO: _____ 0 MONTHS |           | ROUTE NUMBER/STREET NAME: NYS RTE 49              |            |                 |                   | CASE No. _____<br>FILE: NYS RTE49 |               |               |                  |           |  |       |
|--|-----------|---|------------|-----------------|-------------------|-----------------------------------|---------------|---------------|------------------|-----------|--|-------|
|  |           | LOCATION: Central Square                          |            |                 |                   | BY: _____<br>DATE: 7/24/2008      |               |               |                  |           |  |       |
|  |           | MUNICIPALITY: V. of Central Square                |            |                 |                   | COUNTY: Oswego                    |               |               |                  |           |  |       |
|  |           | REFERENCE MARKERS / NODES: Intersection of - CR12 |            |                 |                   |                                   |               |               |                  |           |  |       |
| No.  | DATE      | TIME  | # VEHICLES | S E V E R I T Y | L I G H T C O N D | R O A D C H A R                   | S U R F A C E | W E A T H E R | CONTRIB. FACTORS | ACC. TYPE | ACCIDENT DESCRIPTION                             | KEY # |
| 12   | 5/19/2007 | 10:27   | 2          | PDO             | 1 3 1             | 1 3 1                             | 1 1 1         | 1 1 1         | 3 4              | Back      | V1 unsafe backing from inter. into V2            | 4     |
| 7  | 8/30/2007 | 16:20   | 2          | PDO             | 1 2 1             | 1 2 1                             | 1 1 1         | 1 1 1         | 4 7              | Rang      | V1 (from CR 12) FTY ROW struck V2 (WB on Rte 49) | 4     |
| 9  | 2/27/2006 | 11:30   | 2          | INJ             | 1 2 1             | 1 2 1                             | 1 1 1         | 1 1 1         | 13 7 5 7         | Rang      | V1 passes on shoulder, entered inter., struck V2 | 4     |
| 10   | 12/2/2006 | 17:52   | 2          | PDO             | 4 1 2             | 4 1 2                             | 4 1 2         | 4 1 2         | 7                | Rang      | V1 (NB) entered inter., struck by V2 (WB)        | 4     |
| 11   | 5/14/2007 | 7:25  | 2          | N/R             | 1 1 1             | 1 1 1                             | 1 1 1         | 1 1 1         | 3                | Rend      | V1 pulled into inter., reversed, backed into V2. | 4     |
| 31   | 11/6/2007 | 17:15   | 2          | PDO             | 4 3 2             | 4 3 2                             | 4 3 2         | 4 3 2         | 66               | Rend      | V1 stopped in traffic, rearended by V2.          | 4     |
| 8  | 6/17/2005 | 8:14  | 2          | PDO             | 1 3 2             | 1 3 2                             | 1 3 2         | 1 3 2         | 7 66             | Side      | V1 at stop sign, entered inter., struck by V2.   | 4     |

# ACCIDENT SUMMARY SHEET

ROUTE: NYS RTE 49 LOCATION: Central Square  
MUNICIPALITY: V. of Central Square COUNTY: Oswego  
TIME PERIOD COVERED: - REFERENCE MARKERS / NODES: Intersection of CR 12  
REMARKS: Selected Accidents DATE: 7/24/2008

| TIME OF DAY  | # ACC    | %     | DIRECTION    | # ACC     | %     | DIRECTION   | # ACC | %    |
|--------------|----------|-------|--------------|-----------|-------|-------------|-------|------|
| 6 AM - 10 AM | 2        | 28.6% | North        | 3         | 21.4% | Northeast   | 0     | 0.0% |
| 10 AM - 4 PM | 2        | 28.6% | South        | 0         | 0.0%  | Northwest   | 0     | 0.0% |
| 4 PM - 7 PM  | 3        | 42.9% | East         | 4         | 28.6% | Southeast   | 0     | 0.0% |
| 7 PM - 12 AM | 0        | 0.0%  | West         | 6         | 42.9% | Southwest   | 1     | 7.1% |
| 12 AM - 6 AM | 0        | 0.0%  | <b>Total</b> | <b>14</b> |       | Unspecified | 0     | 0.0% |
| Unspecified  | 0        | 0.0%  |              |           |       |             |       |      |
| <b>Total</b> | <b>7</b> |       |              |           |       |             |       |      |

| WEATHER                  | # ACC    | %     | ACCIDENT TYPE | # ACC    | %     | ACCIDENT TYPE    | # ACC | %     |
|--------------------------|----------|-------|---------------|----------|-------|------------------|-------|-------|
| Clear                    | 4        | 57.1% | Rear End      | 2        | 28.6% | Pedestrian       | 0     | 0.0%  |
| Cloudy                   | 0        | 0.0%  | Overtake      | 0        | 0.0%  | Bicycle          | 0     | 0.0%  |
| Rain                     | 2        | 28.6% | Right Angle   | 3        | 42.9% | Parked Vehicle   | 0     | 0.0%  |
| Snow                     | 1        | 14.3% | Left Turn     | 0        | 0.0%  | Backing          | 1     | 14.3% |
| Sleet/Hail/Freezing Rain | 0        | 0.0%  | Right Turn    | 0        | 0.0%  | Run Off The Road | 0     | 0.0%  |
| Fog/Smog/Smoke           | 0        | 0.0%  | Fixed Object  | 0        | 0.0%  | Animal           | 0     | 0.0%  |
| Unspecified              | 0        | 0.0%  | Head On       | 0        | 0.0%  | Other            | 0     | 0.0%  |
|                          |          |       | Sideswipe     | 1        | 14.3% | Unspecified      | 0     | 0.0%  |
| <b>Total</b>             | <b>7</b> |       | <b>Total</b>  | <b>7</b> |       |                  |       |       |

| SURFACE      | # ACC    | %     |
|--------------|----------|-------|
| Dry          | 4        | 57.1% |
| Wet          | 3        | 42.9% |
| Mud/Slush    | 0        | 0.0%  |
| Snow/Ice     | 0        | 0.0%  |
| Unspecified  | 0        | 0.0%  |
| <b>Total</b> | <b>7</b> |       |

| ACCIDENT SEVERITY | # ACC    | %     |
|-------------------|----------|-------|
| Fatal             | 0        | 0.0%  |
| Injury            | 1        | 14.3% |
| Property Damage   | 5        | 71.4% |
| Non-Reportable    | 1        | 14.3% |
| <b>Total</b>      | <b>7</b> |       |

| TIME OF YEAR     | # ACC    | %     |
|------------------|----------|-------|
| Winter (Dec-Feb) | 2        | 28.6% |
| Spring (Mar-May) | 2        | 28.6% |
| Summer (Jun-Aug) | 2        | 28.6% |
| Fall (Sep-Nov)   | 1        | 14.3% |
| <b>Total</b>     | <b>7</b> |       |

| TYPE OF VEHICLE     | # ACC     | %      |
|---------------------|-----------|--------|
| Passenger Cars      | 14        | 100.0% |
| Commercial Vehicles | 0         | 0.0%   |
| <b>Total</b>        | <b>14</b> |        |

| DAY OF WEEK  | # ACC    | %     |
|--------------|----------|-------|
| Sunday       | 0        | 0.0%  |
| Monday       | 2        | 28.6% |
| Tuesday      | 1        | 14.3% |
| Wednesday    | 0        | 0.0%  |
| Thursday     | 1        | 14.3% |
| Friday       | 1        | 14.3% |
| Saturday     | 2        | 28.6% |
| <b>Total</b> | <b>7</b> |       |

| LIGHT CONDITION | # ACC    | %     |
|-----------------|----------|-------|
| Daylight        | 5        | 71.4% |
| Dawn/Dusk       | 0        | 0.0%  |
| Night           | 2        | 28.6% |
| Unspecified     | 0        | 0.0%  |
| <b>Total</b>    | <b>7</b> |       |

| SUMMARY OF ACCIDENT SEVERITY BY YEAR: |          |
|---------------------------------------|----------|
| Fatal Accidents                       | 0        |
| Injury Accidents                      | 0        |
| Property Damage Accidents             | 0        |
| Non-Reportable Accidents              | 0        |
| <b>Total Accidents</b>                | <b>0</b> |



# ACCIDENT SUMMARY SHEET

ROUTE: NYS RTE 49

LOCATION: Central Square

MUNICIPALITY: V. of Central Square

COUNTY: Oswego

TIME PERIOD COVERED: -

REFERENCE MARKERS / NODES: Intersection of Webb Ave.

REMARKS: Selected Accidents

DATE: 7/24/2008

| TIME OF DAY  | # ACC    | %      |
|--------------|----------|--------|
| 6 AM - 10 AM | 0        | 0.0%   |
| 10 AM - 4 PM | 1        | 100.0% |
| 4 PM - 7 PM  | 0        | 0.0%   |
| 7 PM - 12 AM | 0        | 0.0%   |
| 12 AM - 6 AM | 0        | 0.0%   |
| Unspecified  | 0        | 0.0%   |
| <b>Total</b> | <b>1</b> |        |

| DIRECTION    | # ACC    | %     | DIRECTION   | # ACC | %     |
|--------------|----------|-------|-------------|-------|-------|
| North        | 0        | 0.0%  | Northeast   | 0     | 0.0%  |
| South        | 0        | 0.0%  | Northwest   | 0     | 0.0%  |
| East         | 1        | 50.0% | Southeast   | 0     | 0.0%  |
| West         | 0        | 0.0%  | Southwest   | 1     | 50.0% |
| <b>Total</b> | <b>2</b> |       | Unspecified | 0     | 0.0%  |

| WEATHER                  | # ACC    | %      |
|--------------------------|----------|--------|
| Clear                    | 0        | 0.0%   |
| Cloudy                   | 0        | 0.0%   |
| Rain                     | 1        | 100.0% |
| Snow                     | 0        | 0.0%   |
| Sleet/Hail/Freezing Rain | 0        | 0.0%   |
| Fog/Smog/Smoke           | 0        | 0.0%   |
| Unspecified              | 0        | 0.0%   |
| <b>Total</b>             | <b>1</b> |        |

| ACCIDENT TYPE | # ACC    | %      | ACCIDENT TYPE    | # ACC | %    |
|---------------|----------|--------|------------------|-------|------|
| Rear End      | 0        | 0.0%   | Pedestrian       | 0     | 0.0% |
| Overtake      | 0        | 0.0%   | Bicycle          | 0     | 0.0% |
| Right Angle   | 0        | 0.0%   | Parked Vehicle   | 0     | 0.0% |
| Left Turn     | 1        | 100.0% | Backing          | 0     | 0.0% |
| Right Turn    | 0        | 0.0%   | Run Off The Road | 0     | 0.0% |
| Fixed Object  | 0        | 0.0%   | Animal           | 0     | 0.0% |
| Head On       | 0        | 0.0%   | Other            | 0     | 0.0% |
| Sideswipe     | 0        | 0.0%   | Unspecified      | 0     | 0.0% |
| <b>Total</b>  | <b>1</b> |        |                  |       |      |

| SURFACE      | # ACC    | %      |
|--------------|----------|--------|
| Dry          | 0        | 0.0%   |
| Wet          | 1        | 100.0% |
| Mud/Slush    | 0        | 0.0%   |
| Snow/Ice     | 0        | 0.0%   |
| Unspecified  | 0        | 0.0%   |
| <b>Total</b> | <b>1</b> |        |

| ACCIDENT SEVERITY | # ACC    | %      |
|-------------------|----------|--------|
| Fatal             | 0        | 0.0%   |
| Injury            | 1        | 100.0% |
| Property Damage   | 0        | 0.0%   |
| Non-Reportable    | 0        | 0.0%   |
| <b>Total</b>      | <b>1</b> |        |

| TIME OF YEAR     | # ACC    | %      |
|------------------|----------|--------|
| Winter (Dec-Feb) | 0        | 0.0%   |
| Spring (Mar-May) | 0        | 0.0%   |
| Summer (Jun-Aug) | 1        | 100.0% |
| Fall (Sep-Nov)   | 0        | 0.0%   |
| <b>Total</b>     | <b>1</b> |        |

| TYPE OF VEHICLE     | # ACC    | %      |
|---------------------|----------|--------|
| Passenger Cars      | 2        | 100.0% |
| Commercial Vehicles | 0        | 0.0%   |
| <b>Total</b>        | <b>2</b> |        |

| DAY OF WEEK  | # ACC    | %      |
|--------------|----------|--------|
| Sunday       | 0        | 0.0%   |
| Monday       | 0        | 0.0%   |
| Tuesday      | 0        | 0.0%   |
| Wednesday    | 0        | 0.0%   |
| Thursday     | 0        | 0.0%   |
| Friday       | 1        | 100.0% |
| Saturday     | 0        | 0.0%   |
| <b>Total</b> | <b>1</b> |        |

| LIGHT CONDITION | # ACC    | %      |
|-----------------|----------|--------|
| Daylight        | 1        | 100.0% |
| Dawn/Dusk       | 0        | 0.0%   |
| Night           | 0        | 0.0%   |
| Unspecified     | 0        | 0.0%   |
| <b>Total</b>    | <b>1</b> |        |

**SUMMARY OF ACCIDENT SEVERITY BY YEAR:**

|                           |          |
|---------------------------|----------|
|                           | 0        |
| Fatal Accidents           | 0        |
| Injury Accidents          | 0        |
| Property Damage Accidents | 0        |
| Non-Reportable Accidents  | 0        |
| <b>Total Accidents</b>    | <b>0</b> |



# ACCIDENT SUMMARY SHEET

**ROUTE:** NYS RTE 49      **LOCATION:** Central Square  
**MUNICIPALITY:** V. of Central Square      **COUNTY:** Oswego  
**TIME PERIOD COVERED:** -      **REFERENCE MARKERS / NODES:** Intersection of I-81 Ramp  
**REMARKS:** Selected Accidents      **DATE:** 7/24/2008

| TIME OF DAY  | # ACC    | %      | DIRECTION    | # ACC    | %     | DIRECTION   | # ACC | %    |
|--------------|----------|--------|--------------|----------|-------|-------------|-------|------|
| 6 AM - 10 AM | 0        | 0.0%   | North        | 0        | 0.0%  | Northeast   | 0     | 0.0% |
| 10 AM - 4 PM | 1        | 100.0% | South        | 1        | 50.0% | Northwest   | 0     | 0.0% |
| 4 PM - 7 PM  | 0        | 0.0%   | East         | 0        | 0.0%  | Southeast   | 0     | 0.0% |
| 7 PM - 12 AM | 0        | 0.0%   | West         | 1        | 50.0% | Southwest   | 0     | 0.0% |
| 12 AM - 6 AM | 0        | 0.0%   | <b>Total</b> | <b>2</b> |       | Unspecified | 0     | 0.0% |
| Unspecified  | 0        | 0.0%   |              |          |       |             |       |      |
| <b>Total</b> | <b>1</b> |        |              |          |       |             |       |      |

| WEATHER                  | # ACC    | %      | ACCIDENT TYPE | # ACC    | %      | ACCIDENT TYPE    | # ACC | %    |
|--------------------------|----------|--------|---------------|----------|--------|------------------|-------|------|
| Clear                    | 1        | 100.0% | Rear End      | 0        | 0.0%   | Pedestrian       | 0     | 0.0% |
| Cloudy                   | 0        | 0.0%   | Overtake      | 0        | 0.0%   | Bicycle          | 0     | 0.0% |
| Rain                     | 0        | 0.0%   | Right Angle   | 0        | 0.0%   | Parked Vehicle   | 0     | 0.0% |
| Snow                     | 0        | 0.0%   | Left Turn     | 1        | 100.0% | Backing          | 0     | 0.0% |
| Sleet/Hail/Freezing Rain | 0        | 0.0%   | Right Turn    | 0        | 0.0%   | Run Off The Road | 0     | 0.0% |
| Fog/Smog/Smoke           | 0        | 0.0%   | Fixed Object  | 0        | 0.0%   | Animal           | 0     | 0.0% |
| Unspecified              | 0        | 0.0%   | Head On       | 0        | 0.0%   | Other            | 0     | 0.0% |
|                          |          |        | Sideswipe     | 0        | 0.0%   | Unspecified      | 0     | 0.0% |
| <b>Total</b>             | <b>1</b> |        | <b>Total</b>  | <b>1</b> |        |                  |       |      |

| SURFACE      | # ACC    | %      |
|--------------|----------|--------|
| Dry          | 1        | 100.0% |
| Wet          | 0        | 0.0%   |
| Mud/Slush    | 0        | 0.0%   |
| Snow/Ice     | 0        | 0.0%   |
| Unspecified  | 0        | 0.0%   |
| <b>Total</b> | <b>1</b> |        |

| ACCIDENT SEVERITY | # ACC    | %      |
|-------------------|----------|--------|
| Fatal             | 0        | 0.0%   |
| Injury            | 0        | 0.0%   |
| Property Damage   | 1        | 100.0% |
| Non-Reportable    | 0        | 0.0%   |
| <b>Total</b>      | <b>1</b> |        |

| TIME OF YEAR     | # ACC    | %      |
|------------------|----------|--------|
| Winter (Dec-Feb) | 0        | 0.0%   |
| Spring (Mar-May) | 0        | 0.0%   |
| Summer (Jun-Aug) | 1        | 100.0% |
| Fall (Sep-Nov)   | 0        | 0.0%   |
| <b>Total</b>     | <b>1</b> |        |

| TYPE OF VEHICLE     | # ACC    | %      |
|---------------------|----------|--------|
| Passenger Cars      | 2        | 100.0% |
| Commercial Vehicles | 0        | 0.0%   |
| <b>Total</b>        | <b>2</b> |        |

| DAY OF WEEK  | # ACC    | %      |
|--------------|----------|--------|
| Sunday       | 0        | 0.0%   |
| Monday       | 0        | 0.0%   |
| Tuesday      | 0        | 0.0%   |
| Wednesday    | 0        | 0.0%   |
| Thursday     | 1        | 100.0% |
| Friday       | 0        | 0.0%   |
| Saturday     | 0        | 0.0%   |
| <b>Total</b> | <b>1</b> |        |

| LIGHT CONDITION | # ACC    | %      |
|-----------------|----------|--------|
| Daylight        | 1        | 100.0% |
| Dawn/Dusk       | 0        | 0.0%   |
| Night           | 0        | 0.0%   |
| Unspecified     | 0        | 0.0%   |
| <b>Total</b>    | <b>1</b> |        |

**SUMMARY OF ACCIDENT SEVERITY BY YEAR:**

|                           |          |
|---------------------------|----------|
| Fatal Accidents           | 0        |
| Injury Accidents          | 0        |
| Property Damage Accidents | 0        |
| Non-Reportable Accidents  | 0        |
| <b>Total Accidents</b>    | <b>0</b> |

# DETAILS OF ACCIDENT HISTORY

| PERIOD STUDIED: |            | ROUTE NUMBER/STREET NAME: <u>NYS RTE 49</u>                     |            |   |   |          |           |   |   |         |     | CASE No. _____          |               |   |   |                  |  |                      |       |
|-----------------|------------|---|------------|---|---|----------|-----------|---|---|---------|-----|-------------------------|---------------|---|---|------------------|--|----------------------|-------|
| FROM: _____     |            | LOCATION: <u>Central Square</u>                                 |            |   |   |          |           |   |   |         |     | FILE: <u>NYS RTE 49</u> |               |   |   |                  |  |                      |       |
| TO: _____       |            | MUNICIPALITY: <u>V. of Central Square</u> COUNTY: <u>Oswego</u> |            |   |   |          |           |   |   |         |     | BY: _____               |               |   |   |                  |  |                      |       |
| 0 MONTHS        |            | REFERENCE MARKERS / NODES: <u>West of Rte. 11-Intersection</u>  |            |   |   |          |           |   |   |         |     | DATE: <u>7/24/2008</u>  |               |   |   |                  |  |                      |       |
| No.             | DATE       | TIME  | # VEHICLES |   |   | SEVERITY | L I G H T |   |   | R O A D |     |                         | W E A T H E R |   |   | CONTRIB. FACTORS | ACC. TYPE  | ACCIDENT DESCRIPTION | KEY # |
|                 |            |   | 1          | 2 | 3 |          | 1         | 2 | 3 | 1       | 2   | 3                       | 1             | 2 | 3 |                  |  |                      |       |
| 5               | 2/1/2005   | 17:45   | 1          |   |   | PDO      | 3         | 1 | 1 | 1       |     |                         |               |   |   | Anml             | Deer ran into V1.  | 1                    |       |
| 16              | 12/12/2007 | 23:00   | 1          |   |   | PDO      |           |   |   |         |     |                         |               |   |   | Anml             | Deer struck front passenger corner of V1.                | 1                    |       |
| 2               | 1/24/2007  | 17:55   | 1          |   |   | PDO      | 4         | 5 | 1 | 2       | 61  |                         |               |   |   | Anml             | Deer ran into side of V1, fled into woods.               | 3                    |       |
| 3               | 1/24/2007  | 22:11   | 1          |   |   | PDO      | 5         | 5 | 1 | 2       | 61  |                         |               |   |   | Anml             | V1 struck deer as it was crossing roadway.               | 3                    |       |
| 15              | 6/12/2007  | 17:00   | 2          |   |   | N/R      | 1         | 2 | 1 | 1       | 9   |                         |               |   |   | Rend             | V2 (WB on Rte 49), struck by V1 from behind.             | 3                    |       |
| 18              | 8/2/2007   | 21:00   | 2          |   |   | N/R      | 4         | 1 | 1 | 1       | 9 5 |                         |               |   |   | Rend             | V2 slowed for RR xing, rearended by V1 FTC.              | 3                    |       |
| 25              | 10/4/2007  | 17:45   | 2          |   |   | PDO      | 3         | 1 | 1 | 1       | 42  |                         |               |   |   | Rend             | V1 EB behind V2. V2 slows, V1 brakes fail, V1 struck V2. | 3                    |       |

# ACCIDENT SUMMARY SHEET

 ROUTE: NYS RTE 49

 LOCATION: Central Square

 MUNICIPALITY: V. of Central Square

 COUNTY: Oswego

 TIME PERIOD COVERED: -

 REFERENCE MARKERS / NODES: West of Rte. 49 Intersection

 REMARKS: Selected Accidents

 DATE: 7/24/2008

| TIME OF DAY  | # ACC    | %     | DIRECTION    | # ACC    | %     | DIRECTION   | # ACC | %    |
|--------------|----------|-------|--------------|----------|-------|-------------|-------|------|
| 6 AM - 10 AM | 0        | 0.0%  | North        | 0        | 0.0%  | Northeast   | 0     | 0.0% |
| 10 AM - 4 PM | 0        | 0.0%  | South        | 0        | 0.0%  | Northwest   | 0     | 0.0% |
| 4 PM - 7 PM  | 4        | 57.1% | East         | 3        | 33.3% | Southeast   | 0     | 0.0% |
| 7 PM - 12 AM | 3        | 42.9% | West         | 6        | 66.7% | Southwest   | 0     | 0.0% |
| 12 AM - 6 AM | 0        | 0.0%  |              |          |       | Unspecified | 0     | 0.0% |
| Unspecified  | 0        | 0.0%  |              |          |       |             |       |      |
| <b>Total</b> | <b>7</b> |       | <b>Total</b> | <b>9</b> |       |             |       |      |

| WEATHER                  | # ACC    | %     | ACCIDENT TYPE | # ACC    | %     | ACCIDENT TYPE    | # ACC | %     |
|--------------------------|----------|-------|---------------|----------|-------|------------------|-------|-------|
| Clear                    | 4        | 57.1% | Rear End      | 3        | 42.9% | Pedestrian       | 0     | 0.0%  |
| Cloudy                   | 2        | 28.6% | Overtake      | 0        | 0.0%  | Bicycle          | 0     | 0.0%  |
| Rain                     | 0        | 0.0%  | Right Angle   | 0        | 0.0%  | Parked Vehicle   | 0     | 0.0%  |
| Snow                     | 0        | 0.0%  | Left Turn     | 0        | 0.0%  | Backing          | 0     | 0.0%  |
| Sleet/Hail/Freezing Rain | 0        | 0.0%  | Right Turn    | 0        | 0.0%  | Run Off The Road | 0     | 0.0%  |
| Fog/Smog/Smoke           | 0        | 0.0%  | Fixed Object  | 0        | 0.0%  | Animal           | 4     | 57.1% |
| Unspecified              | 1        | 14.3% | Head On       | 0        | 0.0%  | Other            | 0     | 0.0%  |
|                          |          |       | Sideswipe     | 0        | 0.0%  | Unspecified      | 0     | 0.0%  |
| <b>Total</b>             | <b>7</b> |       | <b>Total</b>  | <b>7</b> |       |                  |       |       |

| SURFACE      | # ACC    | %     |
|--------------|----------|-------|
| Dry          | 6        | 85.7% |
| Wet          | 0        | 0.0%  |
| Mud/Slush    | 0        | 0.0%  |
| Snow/Ice     | 0        | 0.0%  |
| Unspecified  | 1        | 14.3% |
| <b>Total</b> | <b>7</b> |       |

| ACCIDENT SEVERITY | # ACC    | %     |
|-------------------|----------|-------|
| Fatal             | 0        | 0.0%  |
| Injury            | 0        | 0.0%  |
| Property Damage   | 5        | 71.4% |
| Non-Reportable    | 2        | 28.6% |
| <b>Total</b>      | <b>7</b> |       |

| TIME OF YEAR     | # ACC    | %     |
|------------------|----------|-------|
| Winter (Dec-Feb) | 4        | 57.1% |
| Spring (Mar-May) | 0        | 0.0%  |
| Summer (Jun-Aug) | 2        | 28.6% |
| Fall (Sep-Nov)   | 1        | 14.3% |
| <b>Total</b>     | <b>7</b> |       |

| TYPE OF VEHICLE     | # ACC     | %      |
|---------------------|-----------|--------|
| Passenger Cars      | 10        | 100.0% |
| Commercial Vehicles | 0         | 0.0%   |
| <b>Total</b>        | <b>10</b> |        |

| DAY OF WEEK  | # ACC    | %     |
|--------------|----------|-------|
| Sunday       | 0        | 0.0%  |
| Monday       | 0        | 0.0%  |
| Tuesday      | 2        | 28.6% |
| Wednesday    | 3        | 42.9% |
| Thursday     | 2        | 28.6% |
| Friday       | 0        | 0.0%  |
| Saturday     | 0        | 0.0%  |
| <b>Total</b> | <b>7</b> |       |

| LIGHT CONDITION | # ACC    | %     |
|-----------------|----------|-------|
| Daylight        | 1        | 14.3% |
| Dawn/Dusk       | 2        | 28.6% |
| Night           | 3        | 42.9% |
| Unspecified     | 1        | 14.3% |
| <b>Total</b>    | <b>7</b> |       |

| SUMMARY OF ACCIDENT SEVERITY BY YEAR: |          |
|---------------------------------------|----------|
|                                       | 0        |
| Fatal Accidents                       | 0        |
| Injury Accidents                      | 0        |
| Property Damage Accidents             | 0        |
| Non-Reportable Accidents              | 0        |
| <b>Total Accidents</b>                | <b>0</b> |

# DETAILS OF ACCIDENT HISTORY

| PERIOD STUDIED: |            | ROUTE NUMBER/STREET NAME: <u>NYS RTE 49</u>                     |                      |          |       |      |              |         |                  |           |   | CASE No. _____  |       |   |
|-----------------|------------|---|----------------------|----------|-------|------|--------------|---------|------------------|-----------|---|---|-------|---|
| FROM: _____     |            | LOCATION: <u>Central Square</u>                                 |                      |          |       |      |              |         |                  |           |   | FILE: <u>NYS RTE49</u>  |       |   |
| TO: _____       |            | MUNICIPALITY: <u>V. of Central Square</u> COUNTY: <u>Oswego</u> |                      |          |       |      |              |         |                  |           |   | BY: _____   |       |   |
| 0 MONTHS        |            | REFERENCE MARKERS / NODES: <u>East of Rte 11 - Intersection</u> |                      |          |       |      |              |         |                  |           |   | DATE: <u>7/24/2008</u>  |       |   |
| No.             | DATE       | TIME  | ACCIDENT DESCRIPTION |          |       |      |              |         |                  |           |   |   | KEY # |   |
|                 |            |   | # VEHICLES           | SEVERITY | LIGHT | ROAD | ROAD SURFACE | WEATHER | CONTRIB. FACTORS | ACC. TYPE |   |   |       |   |
| 13              | 4/8/2006   | 14:10   | 1                    | INJ      | 1     | 3    | 1            | 1       | 1                | 1         | 4 | V1 turning R into driveway, struck bicyclist                    | Bike  | 5 |
| 29              | 5/8/2007   | 16:29   | 2                    | PDO      | 1     | 1    | 1            | 1       | 1                | 4         | 7 | V1 stopped on shoulder, pulled out into V2.                     | Othr  | 5 |
| 17              | 2/8/2006   | 15:41   | 3                    | INJ      | 1     | 1    | 1            | 1       | 1                | 9         |   | V3 (bus) stopped RR xing, V2 stopped, struck behind by V1       | Rend  | 5 |
| 20              | 10/20/2005 | 12:52   | 1                    | INJ      | 1     | 4    | 1            | 1       | 1                | 4         |   | V1 veered off highway, struck sign post, ditch, and culvert-DIA | FixO  | 7 |
| 22              | 7/21/2005  | 9:25  | 2                    | N/R      | 1     | 2    | 1            | 2       | 18               |           |   | V1 turning onto Rte 49, struck by V2 (WB on Rte 49)             | Ltrn  | 7 |
| 24              | 8/10/2007  | 13:45   | 2                    | N/R      | 1     | 1    | 1            | 2       | 7                |           |   | V1 turn. L onto Rte 49, V2 turn. L into PL, V1 struck V2.       | Ltrn  | 7 |
| 28              | 8/9/2006   | 18:26   | 2                    | PDO      | 1     | 1    | 1            | 1       | 4                | 18        |   | V1 attempted U-turn, struck V2.                                 | Othr  | 7 |
| 14              | 9/24/2006  | 12:51   | 2                    | INJ      | 1     | 2    | 1            | 2       | 4                | 7         |   | V1(turning L onto Rte 49) FTY ROW, struck by V2(WB on Rte 49).  | Rang  | 7 |
| 27              | 5/18/2006  | 8:44  | 2                    | INJ      | 1     | 2    | 1            | 1       | 7                | 4         |   | V1 turning onto Rte 49, FTY ROW, struck V2                      | Rang  | 7 |
| 6               | 1/8/2006   | 4:00  | 2                    | INJ      | 1     | 1    | 1            | 1       |                  |           |   | V1 turning R, rearended by V2.                                  | Rend  | 7 |
| 19              | 10/5/2007  | 13:03   | 2                    | PDO      | 1     | 2    | 1            | 1       | 9                | 4         |   | V2 stopped in traffic, struck by V1 from behind.                | Rend  | 7 |
| 21              | 6/10/2005  | 18:15   | 2                    | N/R      | 1     | 1    | 1            | 1       | 9                |           |   | V2 slowing to stop, struck in rear by V1 attempting to stop.    | Rend  | 7 |
| 23              | 10/21/2006 | 16:08   | 2                    | PDO      | 1     | 5    | 1            | 2       | 4                | 9         |   | V1 and V2 stopped in traffic, V2 rearended by V1.               | Rend  | 7 |
| 32              | 6/23/2006  | 7:55  | 2                    | N/R      | 1     | 2    | 1            | 1       | 4                | 9         |   | V1 slowing for backup at intersection, V2 (FTC) rearended V1.   | Rend  | 7 |
| 26              | 10/18/2007 | 9:17  | 2                    | PDO      | 1     | 2    | 1            | 2       | 9                | 13        |   | V2 stopped, V1 FTC passed on R, sideswiped V2.                  | Side  | 7 |

# ACCIDENT SUMMARY SHEET

 ROUTE: NYS RTE 49

 LOCATION: Central Square

 MUNICIPALITY: V. of Central Square

 COUNTY: Oswego

 TIME PERIOD COVERED: -

 REFERENCE MARKERS / NODES: East of Rte. 49 Intersection

 REMARKS: Selected Accidents

 DATE: 7/24/2008

| TIME OF DAY  | # ACC     | %     | DIRECTION    | # ACC     | %     | DIRECTION   | # ACC | %    |
|--------------|-----------|-------|--------------|-----------|-------|-------------|-------|------|
| 6 AM - 10 AM | 4         | 26.7% | North        | 2         | 6.7%  | Northeast   | 0     | 0.0% |
| 10 AM - 4 PM | 6         | 40.0% | South        | 2         | 6.7%  | Northwest   | 2     | 6.7% |
| 4 PM - 7 PM  | 4         | 26.7% | East         | 14        | 46.7% | Southeast   | 0     | 0.0% |
| 7 PM - 12 AM | 0         | 0.0%  | West         | 9         | 30.0% | Southwest   | 1     | 3.3% |
| 12 AM - 6 AM | 1         | 6.7%  | <b>Total</b> | <b>30</b> |       | Unspecified | 0     | 0.0% |
| Unspecified  | 0         | 0.0%  |              |           |       |             |       |      |
| <b>Total</b> | <b>15</b> |       |              |           |       |             |       |      |

| WEATHER                  | # ACC     | %     | ACCIDENT TYPE | # ACC     | %     | ACCIDENT TYPE    | # ACC | %     |
|--------------------------|-----------|-------|---------------|-----------|-------|------------------|-------|-------|
| Clear                    | 10        | 66.7% | Rear End      | 6         | 40.0% | Pedestrian       | 0     | 0.0%  |
| Cloudy                   | 5         | 33.3% | Overtake      | 0         | 0.0%  | Bicycle          | 1     | 6.7%  |
| Rain                     | 0         | 0.0%  | Right Angle   | 2         | 13.3% | Parked Vehicle   | 0     | 0.0%  |
| Snow                     | 0         | 0.0%  | Left Turn     | 2         | 13.3% | Backing          | 0     | 0.0%  |
| Sleet/Hail/Freezing Rain | 0         | 0.0%  | Right Turn    | 0         | 0.0%  | Run Off The Road | 0     | 0.0%  |
| Fog/Smog/Smoke           | 0         | 0.0%  | Fixed Object  | 1         | 6.7%  | Animal           | 0     | 0.0%  |
| Unspecified              | 0         | 0.0%  | Head On       | 0         | 0.0%  | Other            | 2     | 13.3% |
|                          |           |       | Sideswipe     | 1         | 6.7%  | Unspecified      | 0     | 0.0%  |
| <b>Total</b>             | <b>15</b> |       | <b>Total</b>  | <b>15</b> |       |                  |       |       |

| SURFACE      | # ACC     | %      |
|--------------|-----------|--------|
| Dry          | 15        | 100.0% |
| Wet          | 0         | 0.0%   |
| Mud/Slush    | 0         | 0.0%   |
| Snow/Ice     | 0         | 0.0%   |
| Unspecified  | 0         | 0.0%   |
| <b>Total</b> | <b>15</b> |        |

| ACCIDENT SEVERITY | # ACC     | %     |
|-------------------|-----------|-------|
| Fatal             | 0         | 0.0%  |
| Injury            | 6         | 40.0% |
| Property Damage   | 5         | 33.3% |
| Non-Reportable    | 4         | 26.7% |
| <b>Total</b>      | <b>15</b> |       |

| TIME OF YEAR     | # ACC     | %     |
|------------------|-----------|-------|
| Winter (Dec-Feb) | 2         | 13.3% |
| Spring (Mar-May) | 3         | 20.0% |
| Summer (Jun-Aug) | 5         | 33.3% |
| Fall (Sep-Nov)   | 5         | 33.3% |
| <b>Total</b>     | <b>15</b> |       |

| TYPE OF VEHICLE     | # ACC     | %     |
|---------------------|-----------|-------|
| Passenger Cars      | 27        | 93.1% |
| Commercial Vehicles | 2         | 6.9%  |
| <b>Total</b>        | <b>29</b> |       |

| DAY OF WEEK  | # ACC     | %     |
|--------------|-----------|-------|
| Sunday       | 2         | 13.3% |
| Monday       | 0         | 0.0%  |
| Tuesday      | 1         | 6.7%  |
| Wednesday    | 2         | 13.3% |
| Thursday     | 4         | 26.7% |
| Friday       | 4         | 26.7% |
| Saturday     | 2         | 13.3% |
| <b>Total</b> | <b>15</b> |       |

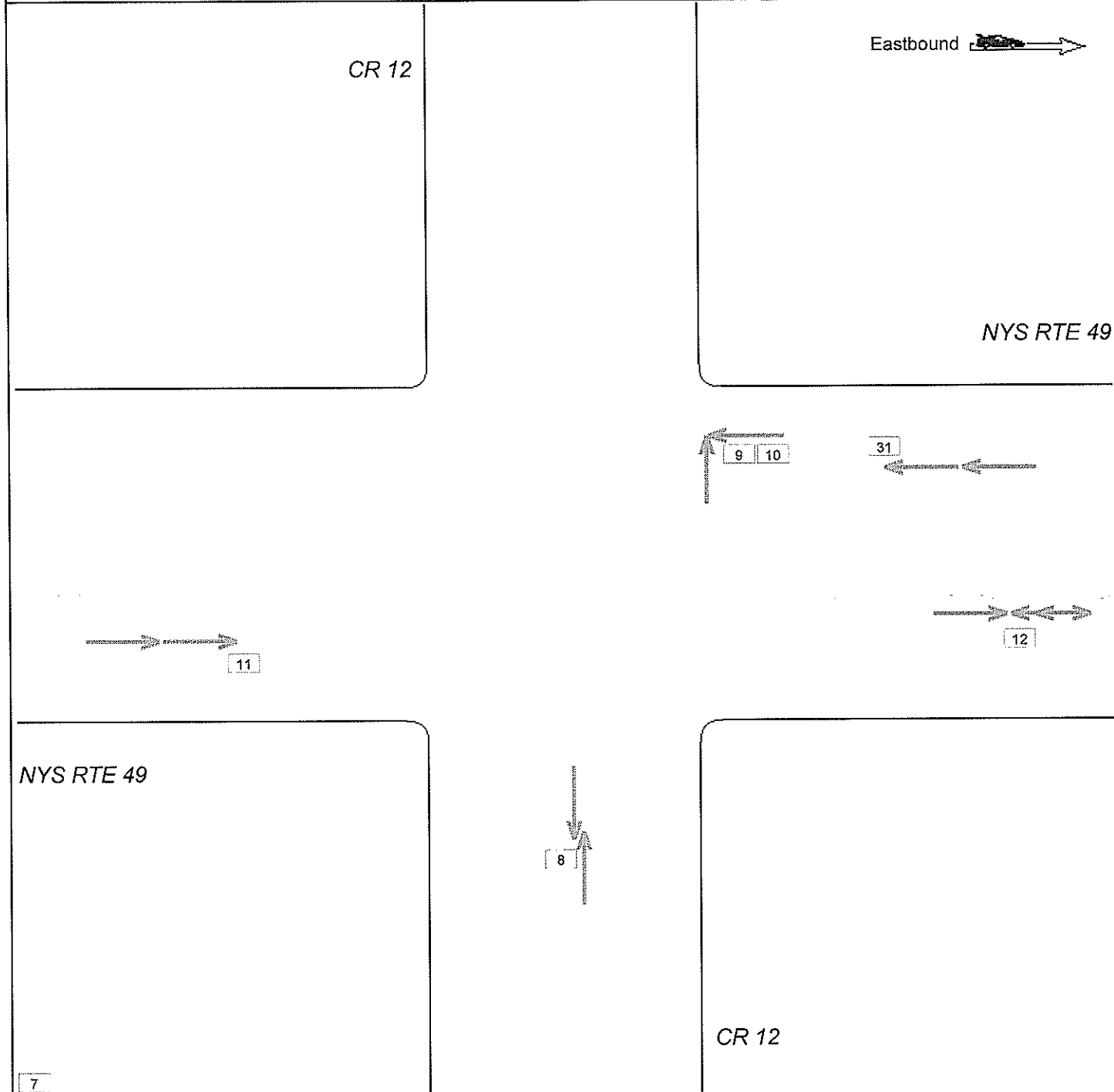
| LIGHT CONDITION | # ACC     | %      |
|-----------------|-----------|--------|
| Daylight        | 15        | 100.0% |
| Dawn/Dusk       | 0         | 0.0%   |
| Night           | 0         | 0.0%   |
| Unspecified     | 0         | 0.0%   |
| <b>Total</b>    | <b>15</b> |        |

| SUMMARY OF ACCIDENT SEVERITY BY YEAR: |          |
|---------------------------------------|----------|
|                                       | <b>0</b> |
| Fatal Accidents                       | 0        |
| Injury Accidents                      | 0        |
| Property Damage Accidents             | 0        |
| Non-Reportable Accidents              | 0        |
| <b>Total Accidents</b>                | <b>0</b> |

# COLLISION DIAGRAM

Key Number = 4

|   |   |                                  |
|---|---|----------------------------------|
| MUNICIPALITY: <u>V. of Central Square</u> | COUNTY: <u>Oswego</u>                     | FILE: <u>NYS RTE49</u>           |
| INTERSECTION: <u>NYS RTE 49 at CR 12</u>  |   | CASE #: _____                    |
| PERIOD: <u>3</u> YEARS <u>0</u> MONTHS    | FROM <u>1/1/2005</u> TO <u>12/31/2007</u> | BY: _____ DATE: <u>10/2/2008</u> |



| SYMBOLS           |              | MANNER OF COLLISION |             |
|-------------------|--------------|---------------------|-------------|
| MOVING VEHICLE    | P PEDESTRIAN | REAR END            | HEAD ON     |
| TURNING VEHICLE   | B BICYCLIST  | LEFT TURN           | RIGHT TURN  |
| BACKING VEHICLE   | A ANIMAL     | LEFT TURN           | RIGHT TURN  |
| PARKED VEHICLE    | FIXED OBJECT | OVERTAKE            | RIGHT ANGLE |
| 999 RECORD NUMBER | Fatal        | OUT OF CONTROL      | SIDE SWIPE  |

# DETAILS OF ACCIDENT HISTORY

| PERIOD STUDIED: |           | ROUTE NUMBER/STREET NAME: CR 12 |                                    | CASE No.    |                      |       |   |
|-----------------|-----------|---------------------------------|------------------------------------|-------------|----------------------|-------|---|
| FROM:           | TO:       | LOCATION: Central Square        | MUNICIPALITY: V. of Central Square | FILE: CR 12 | BY:                  |       |   |
| # VEHICLES      | SEVERITY  | LIGHT COND                      | ROAD CHAR                          | SURFACE     | WEATHER              |       |   |
| No.             | DATE      | TIME                            | CONTRIB. FACTORS                   | ACC. TYPE   | ACCIDENT DESCRIPTION | KEY # |   |
| 4               | 3/23/2007 | 7:15                            | 2 5 2                              | 2 2         | 2                    | 1     | Deer ran in front of V1 and was struck by V1.                 |
| 6               | 6/29/2007 | 2:01                            | 4 3 1                              | 2 61        | 2                    | 1     | V1 swerve to avoid rabbit, struck sign post and tele. pole.   |
| 3               | 2/25/2007 | 1:00                            |                                    |             |                      | 1     | V1 struck ice chunks in middle of road.                       |
| 1               | 1/7/2005  | 10:01                           | 1 5 4                              | 1 19 66     | 1                    | 1     | V1 (EB on Rte 12) slid and struck ped. (jog. WB on EB should) |
| 2               | 1/30/2007 | 18:46                           | 5 4 4                              | 4 66 19     | 4                    | 1     | V1(WB Rte 12) spun out of control, struck V2 (EB Rte 12).     |
| 5               | 5/11/2007 | 8:45                            | 4 1 2                              | 9           | 2                    | 1     | V1 and V2 slowing for bus, V1 (FTC) rearended V2.             |
| 7               | 3/18/2005 | 17:10                           | 3 1 1                              | 7 69        | 1                    | 2     | V1 pulled out in front of V2, struck by V2.                   |

# ACCIDENT SUMMARY SHEET

ROUTE: CR 12 LOCATION: Central Square COUNTY: Oswego  
MUNICIPALITY: V. of Central Square  
TIME PERIOD COVERED: - REFERENCE MARKERS / NODES: Entire Segment  
REMARKS: All Accidents DATE: 7/24/2008

| TIME OF DAY  | # ACC    | %     | DIRECTION    | # ACC    | %     | DIRECTION   | # ACC | %    |
|--------------|----------|-------|--------------|----------|-------|-------------|-------|------|
| 6 AM - 10 AM | 2        | 28.6% | North        | 4        | 44.4% | Northeast   | 0     | 0.0% |
| 10 AM - 4 PM | 1        | 14.3% | South        | 1        | 11.1% | Northwest   | 0     | 0.0% |
| 4 PM - 7 PM  | 2        | 28.6% | East         | 2        | 22.2% | Southeast   | 0     | 0.0% |
| 7 PM - 12 AM | 0        | 0.0%  | West         | 2        | 22.2% | Southwest   | 0     | 0.0% |
| 12 AM - 6 AM | 2        | 28.6% | <b>Total</b> | <b>9</b> |       | Unspecified | 0     | 0.0% |
| Unspecified  | 0        | 0.0%  |              |          |       |             |       |      |
| <b>Total</b> | <b>7</b> |       |              |          |       |             |       |      |

| WEATHER                  | # ACC    | %     | ACCIDENT TYPE | # ACC    | %     | ACCIDENT TYPE    | # ACC | %     |
|--------------------------|----------|-------|---------------|----------|-------|------------------|-------|-------|
| Clear                    | 2        | 28.6% | Rear End      | 1        | 14.3% | Pedestrian       | 1     | 14.3% |
| Cloudy                   | 3        | 42.9% | Overtake      | 0        | 0.0%  | Bicycle          | 0     | 0.0%  |
| Rain                     | 0        | 0.0%  | Right Angle   | 1        | 14.3% | Parked Vehicle   | 0     | 0.0%  |
| Snow                     | 1        | 14.3% | Left Turn     | 1        | 14.3% | Backing          | 0     | 0.0%  |
| Sleet/Hail/Freezing Rain | 0        | 0.0%  | Right Turn    | 0        | 0.0%  | Run Off The Road | 0     | 0.0%  |
| Fog/Smog/Smoke           | 0        | 0.0%  | Fixed Object  | 1        | 14.3% | Animal           | 1     | 14.3% |
| Unspecified              | 1        | 14.3% | Head On       | 0        | 0.0%  | Other            | 1     | 14.3% |
|                          |          |       | Sideswipe     | 0        | 0.0%  | Unspecified      | 0     | 0.0%  |
| <b>Total</b>             | <b>7</b> |       | <b>Total</b>  | <b>7</b> |       |                  |       |       |

| SURFACE      | # ACC    | %     |
|--------------|----------|-------|
| Dry          | 3        | 42.9% |
| Wet          | 1        | 14.3% |
| Mud/Slush    | 0        | 0.0%  |
| Snow/Ice     | 2        | 28.6% |
| Unspecified  | 1        | 14.3% |
| <b>Total</b> | <b>7</b> |       |

| ACCIDENT SEVERITY | # ACC    | %     |
|-------------------|----------|-------|
| Fatal             | 0        | 0.0%  |
| Injury            | 3        | 42.9% |
| Property Damage   | 3        | 42.9% |
| Non-Reportable    | 1        | 14.3% |
| <b>Total</b>      | <b>7</b> |       |

| TIME OF YEAR     | # ACC    | %     |
|------------------|----------|-------|
| Winter (Dec-Feb) | 3        | 42.9% |
| Spring (Mar-May) | 3        | 42.9% |
| Summer (Jun-Aug) | 1        | 14.3% |
| Fall (Sep-Nov)   | 0        | 0.0%  |
| <b>Total</b>     | <b>7</b> |       |

| TYPE OF VEHICLE     | # ACC     | %      |
|---------------------|-----------|--------|
| Passenger Cars      | 10        | 100.0% |
| Commercial Vehicles | 0         | 0.0%   |
| <b>Total</b>        | <b>10</b> |        |

| DAY OF WEEK  | # ACC    | %     |
|--------------|----------|-------|
| Sunday       | 1        | 14.3% |
| Monday       | 0        | 0.0%  |
| Tuesday      | 1        | 14.3% |
| Wednesday    | 0        | 0.0%  |
| Thursday     | 0        | 0.0%  |
| Friday       | 5        | 71.4% |
| Saturday     | 0        | 0.0%  |
| <b>Total</b> | <b>7</b> |       |

| LIGHT CONDITION | # ACC    | %     |
|-----------------|----------|-------|
| Daylight        | 2        | 28.6% |
| Dawn/Dusk       | 2        | 28.6% |
| Night           | 2        | 28.6% |
| Unspecified     | 1        | 14.3% |
| <b>Total</b>    | <b>7</b> |       |

**SUMMARY OF ACCIDENT SEVERITY BY YEAR:**

|                           |          |
|---------------------------|----------|
| Fatal Accidents           | 0        |
| Injury Accidents          | 0        |
| Property Damage Accidents | 0        |
| Non-Reportable Accidents  | 0        |
| <b>Total Accidents</b>    | <b>0</b> |

# DETAILS OF ACCIDENT HISTORY

| PERIOD STUDIED: |           | ROUTE NUMBER/STREET NAME: CR 12                     |                  | CASE No.        |   |       |
|-----------------|-----------|---|------------------|-----------------|---|-------|
| FROM:           |           | LOCATION: Central Square                            |                  | FILE: CR 12     |   |       |
| TO: 0 MONTHS    |           | MUNICIPALITY: V. of Central Square                  |                  | BY:             |   |       |
|                 |           | COUNTY: Oswego                                      |                  | DATE: 7/24/2008 |   |       |
|                 |           | REFERENCE MARKERS / NODES: Pleasant Ave. to Rte. 11 |                  |                 |   |       |
| No.             | DATE      | TIME  | CONTRIB. FACTORS | ACC. TYPE       | ACCIDENT DESCRIPTION  | KEY # |
| 4               | 3/23/2007 | 7:15  |                  | Anml            | Deer ran in front of V1 and was struck by V1.                 | 1     |
| 6               | 6/29/2007 | 2:01  | 61               | FixO            | V1 swerve to avoid rabbit, struck sign post and tele. pole.   | 1     |
| 3               | 2/25/2007 | 1:00  |                  | Othr            | V1 struck ice chunks in middle of road.                       | 1     |
| 1               | 1/7/2005  | 10:01   | 19 66            | Ped             | V1 (EB on Rte 12) slid and struck ped. (jog. WB on EB should) | 1     |
| 2               | 1/30/2007 | 18:46   | 66 19            | Rang            | V1(WB Rte 12) spun out of control, struck V2 (EB Rte 12).     | 1     |
| 5               | 5/11/2007 | 8:45  | 9                | Rend            | V1 and V2 slowing for bus, V1 (FTC) rearended V2.             | 1     |



## DETAILS OF ACCIDENT HISTORY

|   |          |  |            |   |           |   |        |   |        |   |                 |     |   |                      |       |
|---|----------|--|------------|---|-----------|---|--------|---|--------|---|-----------------|-----|---|----------------------|-------|
| PERIOD STUDIED:<br>FROM: _____<br>TO: _____<br>0 MONTHS |          | ROUTE NUMBER/STREET NAME: CR 12<br>LOCATION: Central Square<br>MUNICIPALITY: V. of Central Square    COUNTY: Oswego<br>REFERENCE MARKERS / NODES: Rte. 11 to Rte. 49 |            | CASE No. _____<br>FILE: CR 12<br>BY: _____<br>DATE: 7/24/2008 |           |   |        |   |        |   |                 |     |   |                      |       |
| #   | VEHICLES | L  | LIGHT COND | R   | ROAD CHAR | W | EATHER | S | URFACE | C | ONTRIB. FACTORS | A   | CC. TYPE                                    | ACCIDENT DESCRIPTION | KEY # |
| 7   | 2        | N/R  | 3          | 1   | 1         | 1 | 1      | 1 | 1      | 1 | 7 69            | Ltm | V1 pulled out in front of V2, struck by V2. | 2                    |       |

# ACCIDENT SUMMARY SHEET

ROUTE: CR 12 LOCATION: Central Square  
MUNICIPALITY: V. of Central Square COUNTY: Oswego  
TIME PERIOD COVERED: - REFERENCE MARKERS / NODES: Rte. 11 to Rte. 49  
REMARKS: Selected Accidents DATE: 7/24/2008

| TIME OF DAY  | # ACC    | %      | DIRECTION    | # ACC    | %     | DIRECTION   | # ACC | %    |
|--------------|----------|--------|--------------|----------|-------|-------------|-------|------|
| 6 AM - 10 AM | 0        | 0.0%   | North        | 1        | 50.0% | Northeast   | 0     | 0.0% |
| 10 AM - 4 PM | 0        | 0.0%   | South        | 1        | 50.0% | Northwest   | 0     | 0.0% |
| 4 PM - 7 PM  | 1        | 100.0% | East         | 0        | 0.0%  | Southeast   | 0     | 0.0% |
| 7 PM - 12 AM | 0        | 0.0%   | West         | 0        | 0.0%  | Southwest   | 0     | 0.0% |
| 12 AM - 6 AM | 0        | 0.0%   | <b>Total</b> | <b>2</b> |       | Unspecified | 0     | 0.0% |
| Unspecified  | 0        | 0.0%   |              |          |       |             |       |      |
| <b>Total</b> | <b>1</b> |        |              |          |       |             |       |      |

| WEATHER                  | # ACC    | %      | ACCIDENT TYPE | # ACC    | %      | ACCIDENT TYPE    | # ACC | %    |
|--------------------------|----------|--------|---------------|----------|--------|------------------|-------|------|
| Clear                    | 1        | 100.0% | Rear End      | 0        | 0.0%   | Pedestrian       | 0     | 0.0% |
| Cloudy                   | 0        | 0.0%   | Overtake      | 0        | 0.0%   | Bicycle          | 0     | 0.0% |
| Rain                     | 0        | 0.0%   | Right Angle   | 0        | 0.0%   | Parked Vehicle   | 0     | 0.0% |
| Snow                     | 0        | 0.0%   | Left Turn     | 1        | 100.0% | Backing          | 0     | 0.0% |
| Sleet/Hail/Freezing Rain | 0        | 0.0%   | Right Turn    | 0        | 0.0%   | Run Off The Road | 0     | 0.0% |
| Fog/Smog/Smoke           | 0        | 0.0%   | Fixed Object  | 0        | 0.0%   | Animal           | 0     | 0.0% |
| Unspecified              | 0        | 0.0%   | Head On       | 0        | 0.0%   | Other            | 0     | 0.0% |
|                          |          |        | Sideswipe     | 0        | 0.0%   | Unspecified      | 0     | 0.0% |
| <b>Total</b>             | <b>1</b> |        | <b>Total</b>  | <b>1</b> |        |                  |       |      |

| SURFACE      | # ACC    | %      |
|--------------|----------|--------|
| Dry          | 1        | 100.0% |
| Wet          | 0        | 0.0%   |
| Mud/Slush    | 0        | 0.0%   |
| Snow/Ice     | 0        | 0.0%   |
| Unspecified  | 0        | 0.0%   |
| <b>Total</b> | <b>1</b> |        |

| ACCIDENT SEVERITY | # ACC    | %      |
|-------------------|----------|--------|
| Fatal             | 0        | 0.0%   |
| Injury            | 0        | 0.0%   |
| Property Damage   | 0        | 0.0%   |
| Non-Reportable    | 1        | 100.0% |
| <b>Total</b>      | <b>1</b> |        |

| TIME OF YEAR     | # ACC    | %      |
|------------------|----------|--------|
| Winter (Dec-Feb) | 0        | 0.0%   |
| Spring (Mar-May) | 1        | 100.0% |
| Summer (Jun-Aug) | 0        | 0.0%   |
| Fall (Sep-Nov)   | 0        | 0.0%   |
| <b>Total</b>     | <b>1</b> |        |

| TYPE OF VEHICLE     | # ACC    | %      |
|---------------------|----------|--------|
| Passenger Cars      | 2        | 100.0% |
| Commercial Vehicles | 0        | 0.0%   |
| <b>Total</b>        | <b>2</b> |        |

| DAY OF WEEK  | # ACC    | %      |
|--------------|----------|--------|
| Sunday       | 0        | 0.0%   |
| Monday       | 0        | 0.0%   |
| Tuesday      | 0        | 0.0%   |
| Wednesday    | 0        | 0.0%   |
| Thursday     | 0        | 0.0%   |
| Friday       | 1        | 100.0% |
| Saturday     | 0        | 0.0%   |
| <b>Total</b> | <b>1</b> |        |

| LIGHT CONDITION | # ACC    | %      |
|-----------------|----------|--------|
| Daylight        | 0        | 0.0%   |
| Dawn/Dusk       | 1        | 100.0% |
| Night           | 0        | 0.0%   |
| Unspecified     | 0        | 0.0%   |
| <b>Total</b>    | <b>1</b> |        |

**SUMMARY OF ACCIDENT SEVERITY BY YEAR:**

|                           |          |
|---------------------------|----------|
| Fatal Accidents           | 0        |
| Injury Accidents          | 0        |
| Property Damage Accidents | 0        |
| Non-Reportable Accidents  | 0        |
| <b>Total Accidents</b>    | <b>0</b> |